

### GLOBAL DATA 2019



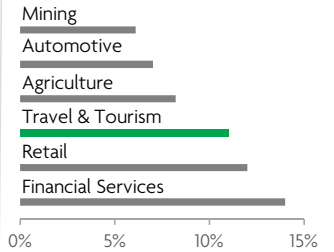
While the global economy grew by 2.5%,  
**Travel & Tourism grew significantly more at 3.5%**



**1 in 4 net new jobs** were created by Travel & Tourism over the last five years



**Global GDP impact by sector (2018 data).** Share of total economy GDP



### CYPRUS 2019 KEY DATA



CONTRIBUTION OF TRAVEL & TOURISM TO GDP

**13.8%** OF TOTAL ECONOMY

Total T&T GDP = EUR2,975.3MN (USD3,317.6MN)

**-0.7%**

2019 Travel & Tourism GDP growth vs **+3.4%** real economy GDP growth



CONTRIBUTION OF TRAVEL & TOURISM TO EMPLOYMENT

**53.5** JOBS (000's)

(13.2% of total employment)

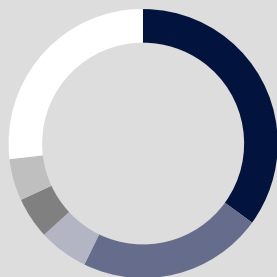


INTERNATIONAL VISITOR IMPACT

**EUR2,783.7** MN

in visitor spend (**17.3%** of total exports) (USD3,104.0MN)

### INBOUND ARRIVALS



- 1. UNITED KINGDOM **35%**
- 2. RUSSIAN FEDERATION **22%**
- 3. ISRAEL **6%**
- 4. GREECE **5%**
- 5. GERMANY **5%**
- REST OF WORLD **27%**


### OUTBOUND DEPARTURES



- 1. GREECE **62%**
- 2. UNITED KINGDOM **11%**
- 3. SPAIN **4%**
- 4. FRANCE **3%**
- 5. BULGARIA **3%**
- REST OF WORLD **17%**

Note: Data are average shares over the 2016-2018 period  
Source: Oxford Economics, national sources and UNWTO

### SECTOR CHARACTERISTICS (2019)



<sup>1</sup>All values are in constant 2019 prices & exchange rates  
As reported in March 2020