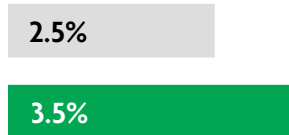


GLOBAL DATA 2019



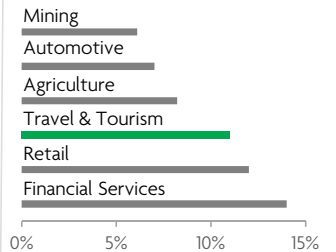
While the global economy grew by 2.5%,
Travel & Tourism grew significantly more at 3.5%



1 in 4 net new jobs were created by Travel & Tourism over the last five years



Global GDP impact by sector (2018 data). Share of total economy GDP



CHAD 2019 KEY DATA



CONTRIBUTION OF TRAVEL & TOURISM TO GDP

3.7% OF TOTAL ECONOMY

Total T&T GDP = XAF244.3BN (USD415.1MN)

+2.3%

2019 Travel & Tourism GDP growth vs **+2.4%** real economy GDP growth



CONTRIBUTION OF TRAVEL & TOURISM TO EMPLOYMENT

101.1 JOBS (000's)

(3.8% of total employment)




INTERNATIONAL VISITOR IMPACT

XAF47.8_{BN}

in visitor spend (**1.9%** of total exports) (USD81.2MN)


INBOUND ARRIVALS

1. FRANCE
2. UNITED STATES
3. CANADA
4. CHINA
5. ITALY
- REST OF WORLD**



Note: Data are average shares over the 2016-2018 period
Source: Oxford Economics, national sources and UNWTO

SECTOR CHARACTERISTICS (2019)



¹All values are in constant 2019 prices & exchange rates
As reported in March 2020