

CAPE VERDE

2020 ANNUAL RESEARCH: KEY HIGHLIGHTS¹

GLOBAL DATA 2019



While the global economy grew by 2.5%,
Travel & Tourism grew significantly more at 3.5%



1 in 4 net new jobs were created by Travel & Tourism over the last five years



Global GDP impact by sector (2018 data). Share of total economy GDP



CAPE VERDE 2019 KEY DATA



CONTRIBUTION OF TRAVEL & TOURISM TO GDP

37.2% OF TOTAL ECONOMY

Total T&T GDP = CVE72.8BN (USD739.3MN)

+9.3%

2019 Travel & Tourism GDP growth vs **+4.5%** real economy GDP growth



CONTRIBUTION OF TRAVEL & TOURISM TO EMPLOYMENT

98.3 JOBS (000's)

(39.3% of total employment)

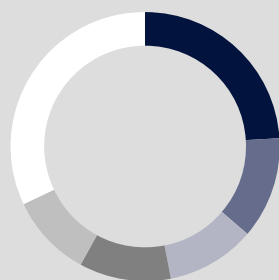


INTERNATIONAL VISITOR IMPACT

CVE54.8_{BN}

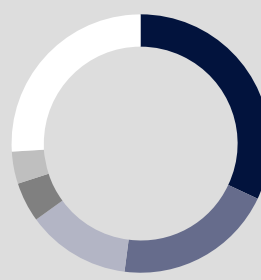
in visitor spend (**50.8%** of total exports) (USD556.7MN)

INBOUND ARRIVALS



- 1. UNITED KINGDOM **24%**
- 2. GERMANY **12%**
- 3. FRANCE **11%**
- 4. BELGIUM **11%**
- 5. PORTUGAL **10%**
- **REST OF WORLD 32%**


OUTBOUND DEPARTURES



- 1. UNITED STATES **32%**
- 2. MEXICO **20%**
- 3. BRAZIL **13%**
- 4. MOROCCO **5%**
- 5. ANGOLA **4%**
- **REST OF WORLD 26%**

Note: Data are average shares over the 2016-2018 period
Source: Oxford Economics, national sources and UNWTO

SECTOR CHARACTERISTICS (2019)



¹All values are in constant 2019 prices & exchange rates
As reported in March 2020