

CAMEROON

2020 ANNUAL RESEARCH: KEY HIGHLIGHTS¹

GLOBAL DATA 2019



While the global economy grew by 2.5%,
Travel & Tourism grew significantly more at 3.5%



1 in 4 net new jobs were created by Travel & Tourism over the last five years



Global GDP impact by sector (2018 data). Share of total economy GDP



CAMEROON 2019 KEY DATA



CONTRIBUTION OF TRAVEL & TOURISM TO GDP

8.0% OF TOTAL ECONOMY

Total T&T GDP = XAF1,825.6BN (USD3,102.7MN)

+5.7%

2019 Travel & Tourism GDP growth vs **+4.2%** real economy GDP growth



CONTRIBUTION OF TRAVEL & TOURISM TO EMPLOYMENT

907.8 JOBS (000's)

(8.3% of total employment)

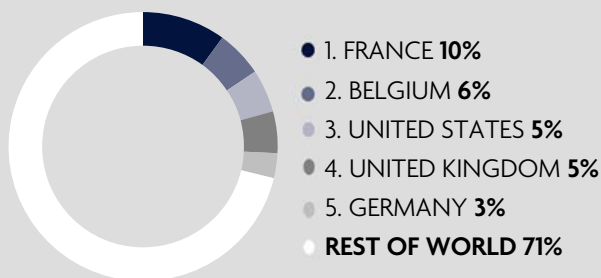


INTERNATIONAL VISITOR IMPACT

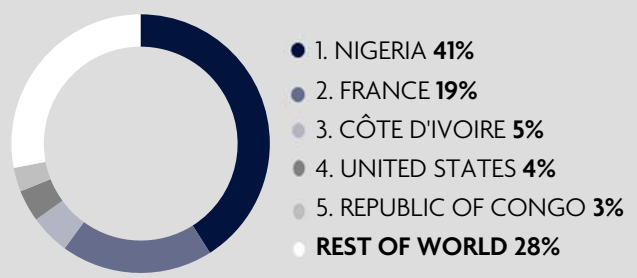
XAF365.1_{BN}

in visitor spend (**9.3%** of total exports) (USD620.6MN)

INBOUND ARRIVALS




OUTBOUND DEPARTURES



Note: Data are average shares over the 2016-2018 period
Source: Oxford Economics, national sources and UNWTO

SECTOR CHARACTERISTICS (2019)



¹All values are in constant 2019 prices & exchange rates
As reported in March 2020