

GLOBAL DATA 2019



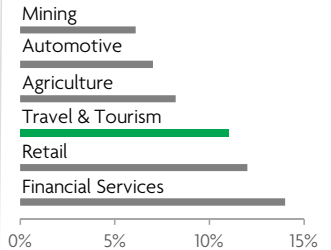
While the global economy grew by 2.5%,
Travel & Tourism grew significantly more at 3.5%



1 in 4 net new jobs were created by Travel & Tourism over the last five years



Global GDP impact by sector (2018 data). Share of total economy GDP



BRUNEI 2019 KEY DATA



CONTRIBUTION OF TRAVEL & TOURISM TO GDP

5.9% OF TOTAL ECONOMY

Total T&T GDP = BND1,131.8MN (USD828.2MN)

+6.2%

2019 Travel & Tourism GDP growth vs **+2.7%** real economy GDP growth



CONTRIBUTION OF TRAVEL & TOURISM TO EMPLOYMENT

15.6 JOBS (000's)

(7.9% of total employment)

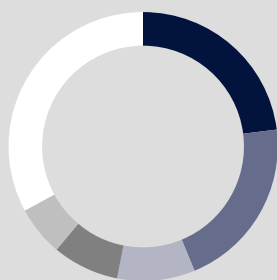


INTERNATIONAL VISITOR IMPACT

BND332.2MN

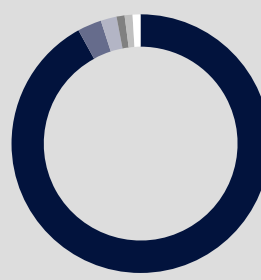
in visitor spend (**3.3%** of total exports) (USD243.1MN)

INBOUND ARRIVALS



- 1. MALAYSIA **23%**
- 2. CHINA **21%**
- 3. INDONESIA **9%**
- 4. PHILIPPINES **8%**
- 5. SINGAPORE **6%**
- **REST OF WORLD 33%**


OUTBOUND DEPARTURES



- 1. MALAYSIA **92%**
- 2. SINGAPORE **3%**
- 3. INDONESIA **2%**
- 4. THAILAND **1%**
- 5. PHILIPPINES **1%**
- **REST OF WORLD 1%**

Note: Data are average shares over the 2016-2018 period
Source: Oxford Economics, national sources and UNWTO

SECTOR CHARACTERISTICS (2019)



¹All values are in constant 2019 prices & exchange rates
As reported in March 2020