

BERMUDA

2020 ANNUAL RESEARCH: KEY HIGHLIGHTS¹

GLOBAL DATA 2019



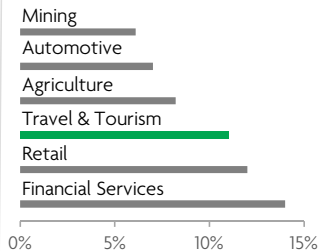
While the global economy grew by 2.5%,
Travel & Tourism grew significantly more at 3.5%



1 in 4 net new jobs were created by Travel & Tourism over the last five years



Global GDP impact by sector (2018 data). Share of total economy GDP



BERMUDA 2019 KEY DATA



CONTRIBUTION OF TRAVEL & TOURISM TO GDP

18.7% OF TOTAL ECONOMY

Total T&T GDP = BMD1,228.9MN (USD1,228.9MN)

+2.6%

2019 Travel & Tourism GDP growth vs **+1.2%** real economy GDP growth



CONTRIBUTION OF TRAVEL & TOURISM TO EMPLOYMENT

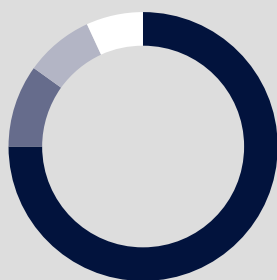
7.8 JOBS (000's)
(23.0% of total employment)



INTERNATIONAL VISITOR IMPACT

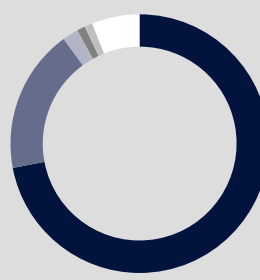
BMD608.3_{MN}
in visitor spend (**16.4%** of total exports)
(USD608.3MN)

INBOUND ARRIVALS



- 1. UNITED STATES **75%**
- 2. CANADA **10%**
- 3. UNITED KINGDOM **8%**
- 4. GERMANY **0%**
- 5. SWITZERLAND **0%**
- REST OF WORLD **7%**


OUTBOUND DEPARTURES



- 1. UNITED STATES **72%**
- 2. CANADA **18%**
- 3. JAMAICA **2%**
- 4. BARBADOS **1%**
- 5. BAHAMAS **1%**
- REST OF WORLD **6%**

Note: Data are average shares over the 2016-2018 period
Source: Oxford Economics, national sources and UNWTO

SECTOR CHARACTERISTICS (2019)



¹All values are in constant 2019 prices & exchange rates
As reported in March 2020