

GLOBAL DATA 2019



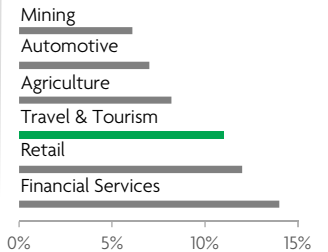
While the global economy grew by 2.5%,
Travel & Tourism grew significantly more at 3.5%



1 in 4 net new jobs were created by Travel & Tourism over the last five years



Global GDP impact by sector (2018 data). Share of total economy GDP



BELGIUM 2019 KEY DATA



CONTRIBUTION OF TRAVEL & TOURISM TO GDP

4.3% OF TOTAL ECONOMY

Total T&T GDP = EUR20.2BN (USD22.5BN)

+1.9%

2019 Travel & Tourism GDP growth vs **+1.3%** real economy GDP growth



CONTRIBUTION OF TRAVEL & TOURISM TO EMPLOYMENT

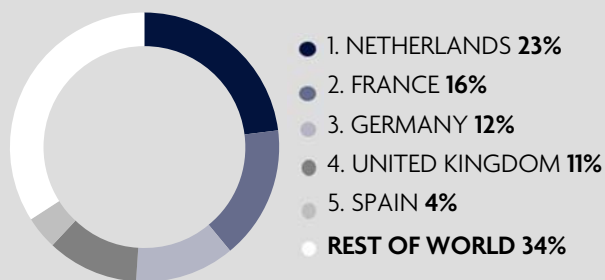
239.4 JOBS (000's)
(4.9% of total employment)



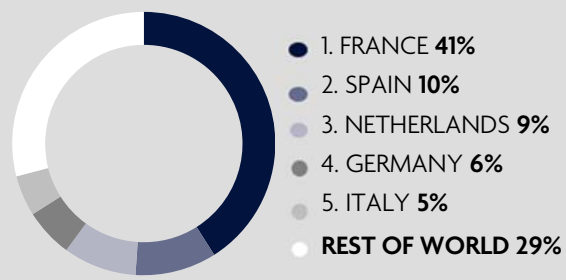
INTERNATIONAL VISITOR IMPACT

EUR9.2_{BN}
in visitor spend (**2.4%** of total exports)
(USD10.3BN)

INBOUND ARRIVALS




OUTBOUND DEPARTURES



Note: Data are average shares over the 2016-2018 period
Source: Oxford Economics, national sources and UNWTO

SECTOR CHARACTERISTICS (2019)



¹All values are in constant 2019 prices & exchange rates
As reported in March 2020