

BELARUS

2020 ANNUAL RESEARCH: KEY HIGHLIGHTS¹

GLOBAL DATA 2019



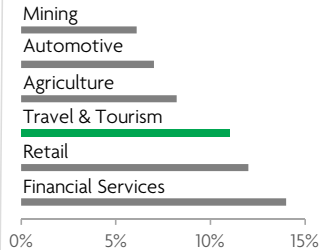
While the global economy grew by 2.5%,
Travel & Tourism grew significantly more at 3.5%



1 in 4 net new jobs were created by Travel & Tourism over the last five years



Global GDP impact by sector (2018 data). Share of total economy GDP



BELARUS 2019 KEY DATA



CONTRIBUTION OF TRAVEL & TOURISM TO GDP

6.4% OF TOTAL ECONOMY

Total T&T GDP = BYR8.3BN (USD3,918.5MN)

+6.3%

2019 Travel & Tourism GDP growth vs **+1.9%** real economy GDP growth



CONTRIBUTION OF TRAVEL & TOURISM TO EMPLOYMENT

289.8 JOBS (000's)
(6.7% of total employment)

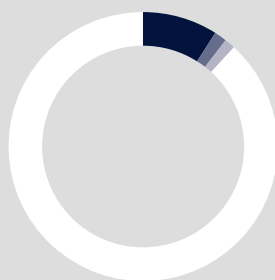


INTERNATIONAL VISITOR IMPACT

BYR2.8_{BN}

in visitor spend (**3.0%** of total exports)
(USD1,301.1MN)

INBOUND ARRIVALS



- 1. RUSSIAN FEDERATION **9%**
- 2. LITHUANIA **2%**
- 3. POLAND **1%**
- 4. LATVIA **0%**
- 5. UKRAINE **0%**
- **REST OF WORLD 88%**


OUTBOUND DEPARTURES



- 1. UKRAINE **58%**
- 2. POLAND **12%**
- 3. LITHUANIA **7%**
- 4. RUSSIAN FEDERATION **5%**
- 5. TURKEY **5%**
- **REST OF WORLD 13%**

Note: Data are average shares over the 2016-2018 period
Source: Oxford Economics, national sources and UNWTO

SECTOR CHARACTERISTICS (2019)



¹All values are in constant 2019 prices & exchange rates
As reported in March 2020