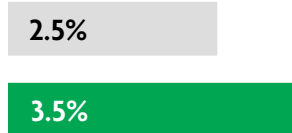


### GLOBAL DATA 2019



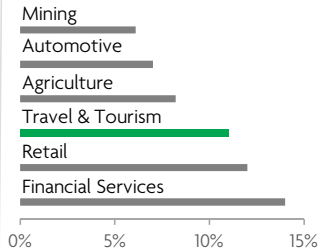
While the global economy grew by 2.5%,  
**Travel & Tourism grew significantly more at 3.5%**



**1 in 4 net new jobs** were created by Travel & Tourism over the last five years



**Global GDP impact by sector (2018 data).** Share of total economy GDP



### BAHRAIN 2019 KEY DATA



CONTRIBUTION OF TRAVEL & TOURISM TO GDP

**13.3% OF TOTAL ECONOMY**

Total T&T GDP = BHD1,998.4MN (USD5,314.9MN)

**+2.8%**

2019 Travel & Tourism GDP growth vs **+1.5%** real economy GDP growth



CONTRIBUTION OF TRAVEL & TOURISM TO EMPLOYMENT

**98.7** JOBS (000's)  
(15.0% of total employment)

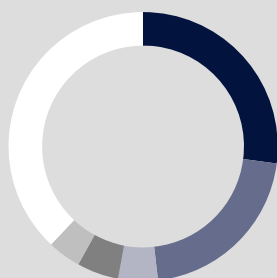


INTERNATIONAL VISITOR IMPACT

**BHD1,804.6<sub>MN</sub>**

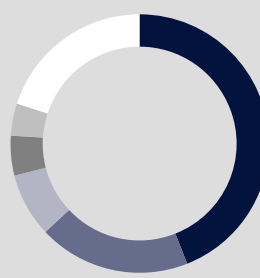
in visitor spend (**16.1%** of total exports)  
(USD4,799.4MN)

### INBOUND ARRIVALS



- 1. SAUDI ARABIA 27%
- 2. INDIA 21%
- 3. PAKISTAN 5%
- 4. KUWAIT 5%
- 5. UNITED KINGDOM 4%
- REST OF WORLD 38%


### OUTBOUND DEPARTURES



- 1. SAUDI ARABIA 44%
- 2. UNITED ARAB EMIRATES 19%
- 3. KUWAIT 8%
- 4. QATAR 5%
- 5. OMAN 4%
- REST OF WORLD 20%

Note: Data are average shares over the 2016-2018 period  
Source: Oxford Economics, national sources and UNWTO

### SECTOR CHARACTERISTICS (2019)



<sup>1</sup>All values are in constant 2019 prices & exchange rates  
As reported in March 2020