

# BAHAMAS

## 2020 ANNUAL RESEARCH: KEY HIGHLIGHTS<sup>1</sup>

### GLOBAL DATA 2019



While the global economy grew by 2.5%,  
**Travel & Tourism grew significantly more at 3.5%**



**1 in 4 net new jobs** were created by Travel & Tourism over the last five years



**Global GDP impact by sector (2018 data).** Share of total economy GDP



### BAHAMAS 2019 KEY DATA



CONTRIBUTION OF TRAVEL & TOURISM TO GDP

**43.3%** OF TOTAL ECONOMY

Total T&T GDP = BSD5,792.2MN (USD5,792.2MN)

**+5.1%**

2019 Travel & Tourism GDP growth vs **+1.1%** real economy GDP growth



CONTRIBUTION OF TRAVEL & TOURISM TO EMPLOYMENT

**103.9** JOBS (000's)

(52.2% of total employment)

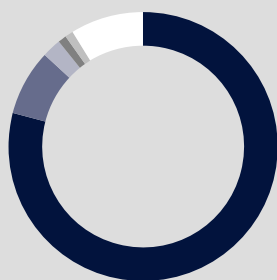


INTERNATIONAL VISITOR IMPACT

**BSD3,678.7** MN

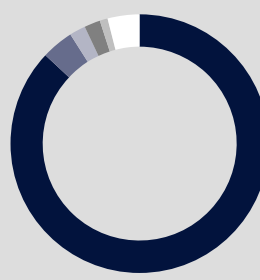
in visitor spend (**81.6%** of total exports) (USD3,678.7MN)

### INBOUND ARRIVALS



- 1. UNITED STATES **79%**
- 2. CANADA **8%**
- 3. UNITED KINGDOM **2%**
- 4. FRANCE **1%**
- 5. ITALY **1%**
- REST OF WORLD **9%**


### OUTBOUND DEPARTURES



- 1. UNITED STATES **87%**
- 2. CANADA **4%**
- 3. JAMAICA **2%**
- 4. CUBA **2%**
- 5. DOMINICAN REPUBLIC **1%**
- REST OF WORLD **4%**

Note: Data are average shares over the 2016-2018 period  
Source: Oxford Economics, national sources and UNWTO

### SECTOR CHARACTERISTICS (2019)



<sup>1</sup>All values are in constant 2019 prices & exchange rates  
As reported in March 2020