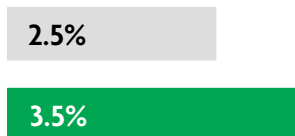


GLOBAL DATA 2019



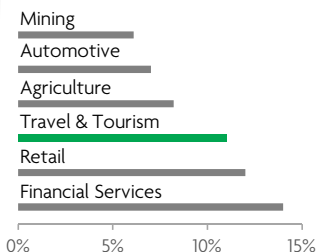
While the global economy grew by 2.5%,
Travel & Tourism grew significantly more at 3.5%



1 in 4 net new jobs were created by Travel & Tourism over the last five years



Global GDP impact by sector (2018 data). Share of total economy GDP



ARUBA 2019 KEY DATA



CONTRIBUTION OF TRAVEL & TOURISM TO GDP

73.6% OF TOTAL ECONOMY

Total T&T GDP = AWG3,833.3MN (USD2,141.5MN)

+1.6%

2019 Travel & Tourism GDP growth vs **+1.1%** real economy GDP growth



CONTRIBUTION OF TRAVEL & TOURISM TO EMPLOYMENT

35.0 JOBS (000's)

(84.3% of total employment)

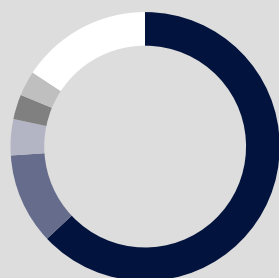


INTERNATIONAL VISITOR IMPACT

AWG3,529.3_{MN}

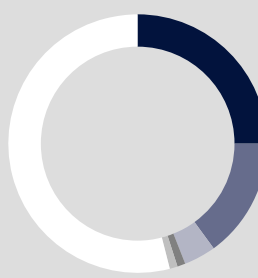
in visitor spend (**85.9%** of total exports) (USD1,971.7MN)

INBOUND ARRIVALS



- 1. UNITED STATES **63%**
- 2. VENEZUELA **11%**
- 3. CANADA **4%**
- 4. NETHERLANDS **3%**
- 5. COLOMBIA **3%**
- **REST OF WORLD 16%**


OUTBOUND DEPARTURES



- 1. UNITED STATES **25%**
- 2. COLOMBIA **15%**
- 3. DOMINICAN REPUBLIC **4%**
- 4. JAMAICA **1%**
- 5. MEXICO **1%**
- **REST OF WORLD 54%**

Note: Data are average shares over the 2016-2018 period
Source: Oxford Economics, national sources and UNWTO

SECTOR CHARACTERISTICS (2019)



¹All values are in constant 2019 prices & exchange rates
As reported in March 2020