

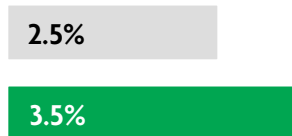
ANTIGUA AND BARBUDA

2020 ANNUAL RESEARCH: KEY HIGHLIGHTS ¹

GLOBAL DATA 2019



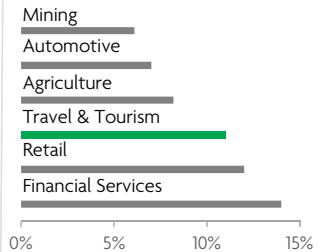
While the global economy grew by 2.5%,
Travel & Tourism grew significantly more at 3.5%



1 in 4 net new jobs were created by Travel & Tourism over the last five years



Global GDP impact by sector (2018 data). Share of total economy GDP



ANTIGUA AND BARBUDA 2019 KEY DATA



CONTRIBUTION OF TRAVEL & TOURISM TO GDP

42.7% OF TOTAL ECONOMY

Total T&T GDP = XCD3,867.8MN (USD1,432.5MN)

+7.6%

2019 Travel & Tourism GDP growth vs **+2.3%** real economy GDP growth



CONTRIBUTION OF TRAVEL & TOURISM TO EMPLOYMENT

33.8 JOBS (000's)

(90.7% of total employment)



INTERNATIONAL VISITOR IMPACT

XCD2,895.7 MN

in visitor spend (**47.5%** of total exports) (USD1,072.5MN)

INBOUND ARRIVALS



- 1. UNITED STATES **40%**
- 2. UNITED KINGDOM **28%**
- 3. CANADA **11%**
- 4. ITALY **3%**
- 5. DOMINICA **2%**
- **REST OF WORLD 16%**


OUTBOUND DEPARTURES



- 1. UNITED STATES **27%**
- 2. FRANCE **16%**
- 3. ST KITTS AND NEVIS **12%**
- 4. BARBADOS **10%**
- 5. DOMINICA **5%**
- **REST OF WORLD 30%**

Note: Data are average shares over the 2016-2018 period
Source: Oxford Economics, national sources and UNWTO

SECTOR CHARACTERISTICS (2019)



¹All values are in constant 2019 prices & exchange rates
As reported in March 2020