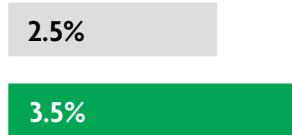


### GLOBAL DATA 2019



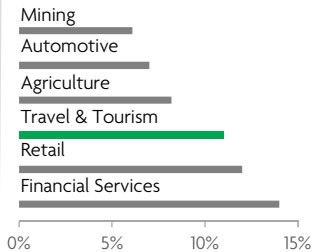
While the global economy grew by 2.5%,  
**Travel & Tourism grew significantly more at 3.5%**



**1 in 4 net new jobs** were created by Travel & Tourism over the last five years



**Global GDP impact by sector (2018 data).** Share of total economy GDP



### ANGUILLA 2019 KEY DATA



CONTRIBUTION OF TRAVEL & TOURISM TO GDP

**37.1% OF TOTAL ECONOMY**  
Total T&T GDP = XCD388.4MN (USD143.9MN)

**+19.0%**

2019 Travel & Tourism GDP growth vs **+5.4%** real economy GDP growth



CONTRIBUTION OF TRAVEL & TOURISM TO EMPLOYMENT

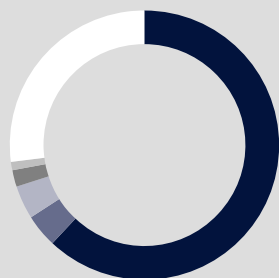
**3.8 JOBS (000's)**  
(51.3% of total employment)



INTERNATIONAL VISITOR IMPACT

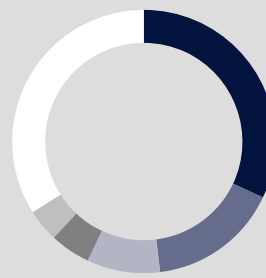
**XCD364.3<sub>MN</sub>**  
in visitor spend (**66.0%** of total exports)  
(USD134.9MN)

### INBOUND ARRIVALS



- 1. UNITED STATES **62%**
- 2. UNITED KINGDOM **4%**
- 3. CANADA **4%**
- 4. FRANCE **2%**
- 5. ITALY **1%**
- **REST OF WORLD 27%**


### OUTBOUND DEPARTURES



- 1. ST KITTS AND NEVIS **32%**
- 2. UNITED STATES **16%**
- 3. ANTIGUA AND BARBUDA **9%**
- 4. CANADA **5%**
- 5. BARBADOS **4%**
- **REST OF WORLD 34%**

Note: Data are average shares over the 2016-2018 period  
Source: Oxford Economics, national sources and UNWTO

### SECTOR CHARACTERISTICS (2019)



<sup>1</sup>All values are in constant 2019 prices & exchange rates  
As reported in March 2020