

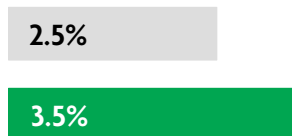
ALGERIA

2020 ANNUAL RESEARCH: KEY HIGHLIGHTS¹

GLOBAL DATA 2019



While the global economy grew by 2.5%,
Travel & Tourism grew significantly more at 3.5%



1 in 4 net new jobs were created by Travel & Tourism over the last five years



Global GDP impact by sector (2018 data). Share of total economy GDP



ALGERIA 2019 KEY DATA



CONTRIBUTION OF TRAVEL & TOURISM TO GDP

5.7% OF TOTAL ECONOMY

Total T&T GDP = DZD1,159.9BN (USD9,690.9MN)

+5.1%

2019 Travel & Tourism GDP growth vs **+1.7%** real economy GDP growth



CONTRIBUTION OF TRAVEL & TOURISM TO EMPLOYMENT

647.7 JOBS (000's)
(6.0% of total employment)

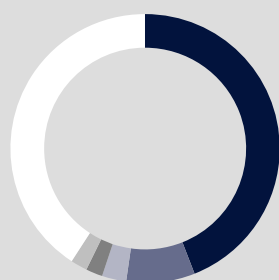


INTERNATIONAL VISITOR IMPACT

DZD24.5_{BN}

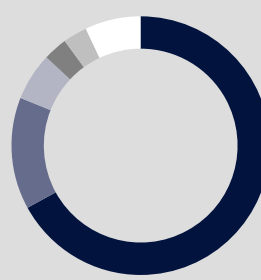
in visitor spend (**0.5%** of total exports)
(USD204.3MN)

INBOUND ARRIVALS



- 1. TUNISIA **44%**
- 2. FRANCE **8%**
- 3. MOROCCO **3%**
- 4. SPAIN **2%**
- 5. CHINA **2%**
- REST OF WORLD **41%**


OUTBOUND DEPARTURES



- 1. TUNISIA **67%**
- 2. SAUDI ARABIA **14%**
- 3. TURKEY **6%**
- 4. FRANCE **3%**
- 5. MOROCCO **3%**
- REST OF WORLD **7%**

Note: Data are average shares over the 2016-2018 period
Source: Oxford Economics, national sources and UNWTO

SECTOR CHARACTERISTICS (2019)



¹All values are in constant 2019 prices & exchange rates
As reported in March 2020