

# BELIZE

## 2020 ANNUAL RESEARCH: KEY HIGHLIGHTS<sup>1</sup>

### GLOBAL DATA 2019



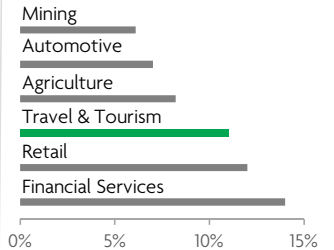
While the global economy grew by 2.5%,  
**Travel & Tourism grew significantly more at 3.5%**



**1 in 4 net new jobs** were created by Travel & Tourism over the last five years



**Global GDP impact by sector (2018 data).** Share of total economy GDP



### BELIZE 2019 KEY DATA



CONTRIBUTION OF TRAVEL & TOURISM TO GDP

**37.2% OF TOTAL ECONOMY**

Total T&T GDP = BZD1,400.6MN (USD700.3MN)

**+5.0%**

2019 Travel & Tourism GDP growth vs **+0.7%** real economy GDP growth



CONTRIBUTION OF TRAVEL & TOURISM TO EMPLOYMENT

**64.8** JOBS (000's)

(39.3% of total employment)

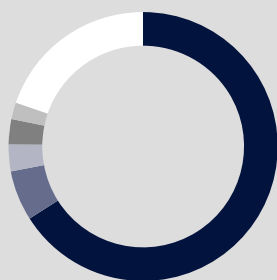


INTERNATIONAL VISITOR IMPACT

**BZD1,048.0<sub>MN</sub>**

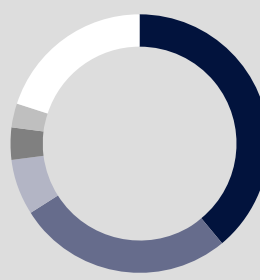
in visitor spend (**48.0%** of total exports) (USD524.0MN)

### INBOUND ARRIVALS



- 1. UNITED STATES **66%**
- 2. CANADA **6%**
- 3. GUATEMALA **3%**
- 4. UNITED KINGDOM **3%**
- 5. MEXICO **2%**
- **REST OF WORLD 20%**


### OUTBOUND DEPARTURES



- 1. UNITED STATES **39%**
- 2. GUATEMALA **27%**
- 3. MEXICO **7%**
- 4. CHINA **4%**
- 5. PANAMA **3%**
- **REST OF WORLD 20%**

Note: Data are average shares over the 2016-2018 period  
Source: Oxford Economics, national sources and UNWTO

### SECTOR CHARACTERISTICS (2019)



<sup>1</sup>All values are in constant 2019 prices & exchange rates  
As reported in March 2020