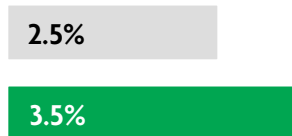


### GLOBAL DATA 2019



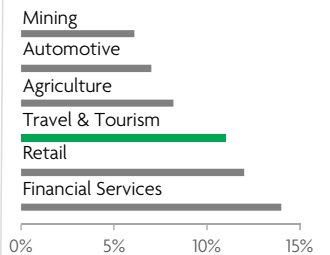
While the global economy grew by 2.5%,  
**Travel & Tourism grew significantly more at 3.5%**



**1 in 4 net new jobs** were created by Travel & Tourism over the last five years



**Global GDP impact by sector (2018 data).** Share of total economy GDP



### VIET NAM 2019 KEY DATA



CONTRIBUTION OF TRAVEL & TOURISM TO GDP

**8.8% OF TOTAL ECONOMY**

Total T&T GDP = VND536,543.0BN (USD23,103.0MN)

**+7.7%**

2019 Travel & Tourism GDP growth vs **+7.0%** real economy GDP growth



CONTRIBUTION OF TRAVEL & TOURISM TO EMPLOYMENT

**4,951.3** JOBS (000's)

(9.1% of total employment)

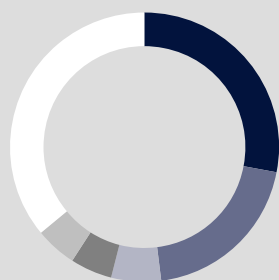


INTERNATIONAL VISITOR IMPACT

**VND255,393<sub>BN</sub>**

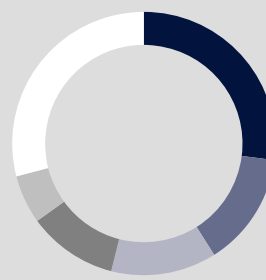
in visitor spend (**4.4%** of total exports) (USD10,997.0MN)

### INBOUND ARRIVALS



- 1. CHINA **28%**
- 2. SOUTH KOREA **20%**
- 3. JAPAN **6%**
- 4. UNITED STATES **5%**
- 5. TAIWAN, CHINA **5%**
- **REST OF WORLD 36%**


### OUTBOUND DEPARTURES



- 1. CHINA **27%**
- 2. THAILAND **14%**
- 3. CAMBODIA **13%**
- 4. LAOS **11%**
- 5. SINGAPORE **6%**
- **REST OF WORLD 29%**

Note: Data are average shares over the 2016-2018 period  
Source: Oxford Economics, national sources and UNWTO

### SECTOR CHARACTERISTICS (2019)



<sup>1</sup>All values are in constant 2019 prices & exchange rates  
As reported in March 2020