

VANUATU

2020 ANNUAL RESEARCH: KEY HIGHLIGHTS¹

GLOBAL DATA 2019



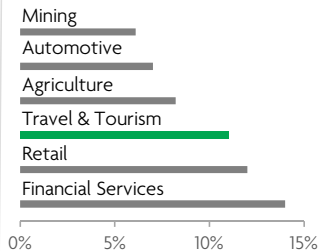
While the global economy grew by 2.5%,
Travel & Tourism grew significantly more at 3.5%



1 in 4 net new jobs were created by Travel & Tourism over the last five years



Global GDP impact by sector (2018 data). Share of total economy GDP



VANUATU 2019 KEY DATA



CONTRIBUTION OF TRAVEL & TOURISM TO GDP

34.7% OF TOTAL ECONOMY

Total T&T GDP = VUV36,453.7MN (USD327.6MN)

+0.9%

2019 Travel & Tourism GDP growth vs **+3.3%** real economy GDP growth



CONTRIBUTION OF TRAVEL & TOURISM TO EMPLOYMENT

29.0 JOBS (000's)

(36.0% of total employment)

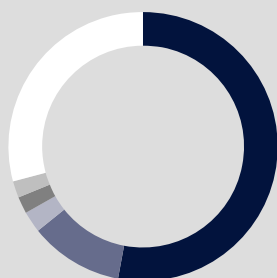


INTERNATIONAL VISITOR IMPACT

vuv34,954.7 MN

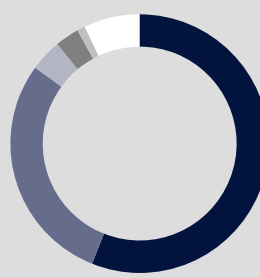
in visitor spend (**67.3%** of total exports) (USD314.1MN)

INBOUND ARRIVALS



- 1. AUSTRALIA **53%**
- 2. NEW ZEALAND **11%**
- 3. FRANCE **3%**
- 4. FIJI **2%**
- 5. SOLOMON ISLANDS **2%**
- **REST OF WORLD 29%**


OUTBOUND DEPARTURES



- 1. AUSTRALIA **56%**
- 2. NEW ZEALAND **29%**
- 3. SOLOMON ISLANDS **4%**
- 4. CHINA **3%**
- 5. SOUTH KOREA **1%**
- **REST OF WORLD 7%**

Note: Data are average shares over the 2016-2018 period
Source: Oxford Economics, national sources and UNWTO

SECTOR CHARACTERISTICS (2019)



¹All values are in constant 2019 prices & exchange rates
As reported in March 2020