


UNITED KINGDOM

2020 ANNUAL RESEARCH: KEY HIGHLIGHTS ¹

GLOBAL DATA 2019



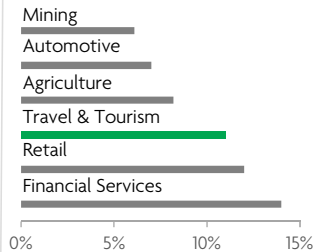
While the global economy grew by 2.5%,
Travel & Tourism grew significantly more at 3.5%



1 in 4 net new jobs were created by Travel & Tourism over the last five years



Global GDP impact by sector (2018 data). Share of total economy GDP



UNITED KINGDOM 2019 KEY DATA



CONTRIBUTION OF TRAVEL & TOURISM TO GDP

9.0% OF TOTAL ECONOMY

Total T&T GDP = GBP199.6BN (USD254.0BN)

+1.3%

2019 Travel & Tourism GDP growth vs **+1.3%** real economy GDP growth



CONTRIBUTION OF TRAVEL & TOURISM TO EMPLOYMENT

3,939.5 JOBS (000's)

(11.0% of total employment)

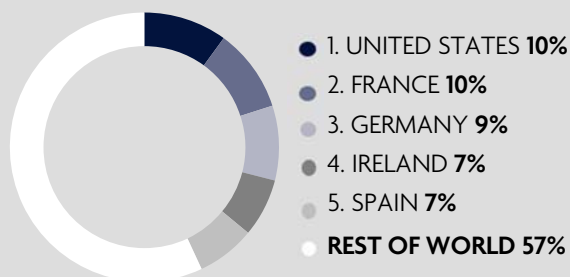


INTERNATIONAL VISITOR IMPACT

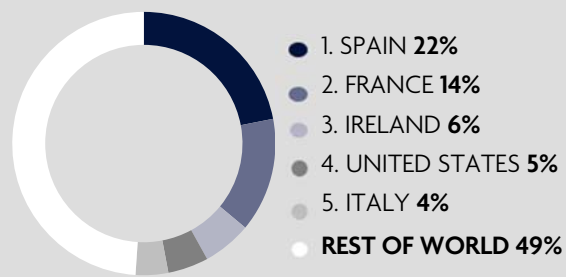
GBP28.2_{BN}

in visitor spend (**4.2%** of total exports) (USD35.8BN)

INBOUND ARRIVALS




OUTBOUND DEPARTURES



Note: Data are average shares over the 2016-2018 period
Source: Oxford Economics, national sources and UNWTO

SECTOR CHARACTERISTICS (2019)



¹All values are in constant 2019 prices & exchange rates
As reported in March 2020