

GLOBAL DATA 2019



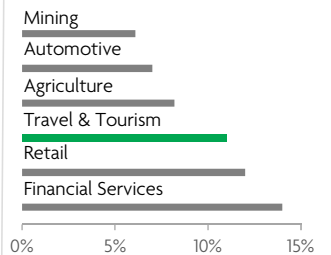
While the global economy grew by 2.5%,
Travel & Tourism grew significantly more at 3.5%



1 in 4 net new jobs were created by Travel & Tourism over the last five years



Global GDP impact by sector (2018 data). Share of total economy GDP



UGANDA 2019 KEY DATA



CONTRIBUTION OF TRAVEL & TOURISM TO GDP

5.6% OF TOTAL ECONOMY

Total T&T GDP = UGX6,622.0BN (USD1,787.9MN)

-3.2%

2019 Travel & Tourism GDP growth vs **+5.8%** real economy GDP growth



CONTRIBUTION OF TRAVEL & TOURISM TO EMPLOYMENT

536.6 JOBS (000's)

(5.8% of total employment)

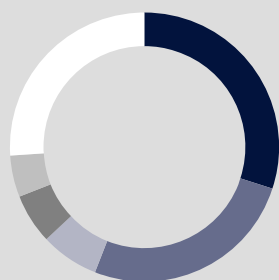


INTERNATIONAL VISITOR IMPACT

UGX3,702.7_{BN}

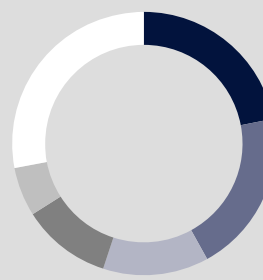
in visitor spend (**16.6%** of total exports) (USD999.7MN)

INBOUND ARRIVALS



- 1. RWANDA **30%**
- 2. KENYA **26%**
- 3. DEM REPUBLIC OF CONGO **7%**
- 4. TANZANIA **6%**
- 5. UNITED STATES **5%**
- **REST OF WORLD 26%**


OUTBOUND DEPARTURES



- 1. UNITED ARAB EMIRATES **22%**
- 2. KENYA **20%**
- 3. TANZANIA **13%**
- 4. RWANDA **11%**
- 5. CHINA **6%**
- **REST OF WORLD 28%**

Note: Data are average shares over the 2016-2018 period
Source: Oxford Economics, national sources and UNWTO

SECTOR CHARACTERISTICS (2019)



¹All values are in constant 2019 prices & exchange rates
As reported in March 2020