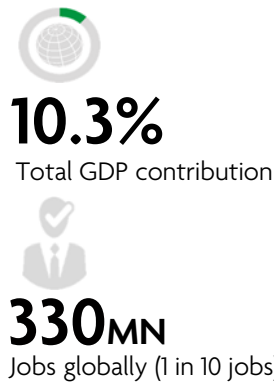


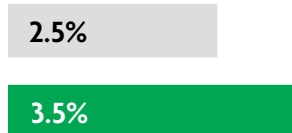
TUNISIA

2020 ANNUAL RESEARCH: KEY HIGHLIGHTS¹

GLOBAL DATA 2019



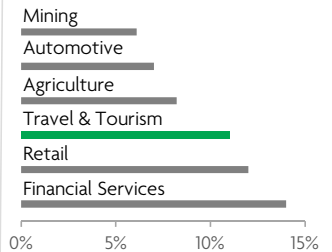
While the global economy grew by 2.5%,
Travel & Tourism grew significantly more at 3.5%



1 in 4 net new jobs were created by Travel & Tourism over the last five years



Global GDP impact by sector (2018 data). Share of total economy GDP



TUNISIA 2019 KEY DATA



CONTRIBUTION OF TRAVEL & TOURISM TO GDP

13.9% OF TOTAL ECONOMY

Total T&T GDP = TND15,761.8MN (USD5,355.4MN)

+12.9%

2019 Travel & Tourism GDP growth vs **+1.3%** real economy GDP growth



CONTRIBUTION OF TRAVEL & TOURISM TO EMPLOYMENT

373.5 JOBS (000's)
(10.8% of total employment)

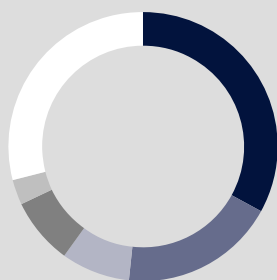


INTERNATIONAL VISITOR IMPACT

TND8,173.6 MN

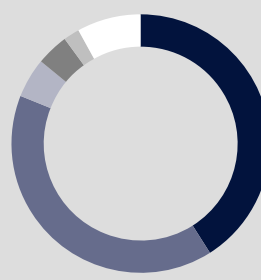
in visitor spend (**14.3%** of total exports)
(USD2,777.2MN)

INBOUND ARRIVALS



- 1. ALGERIA **33%**
- 2. LIBYA **19%**
- 3. FRANCE **8%**
- 4. RUSSIAN FEDERATION **8%**
- 5. GERMANY **3%**
- REST OF WORLD **29%**


OUTBOUND DEPARTURES



- 1. ALGERIA **41%**
- 2. FRANCE **40%**
- 3. TURKEY **5%**
- 4. SAUDI ARABIA **4%**
- 5. MOROCCO **2%**
- REST OF WORLD **8%**

Note: Data are average shares over the 2016-2018 period
Source: Oxford Economics, national sources and UNWTO

SECTOR CHARACTERISTICS (2019)



¹All values are in constant 2019 prices & exchange rates
As reported in March 2020