

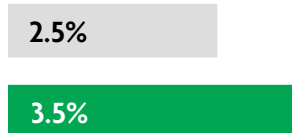
SURINAME

2020 ANNUAL RESEARCH: KEY HIGHLIGHTS¹

GLOBAL DATA 2019



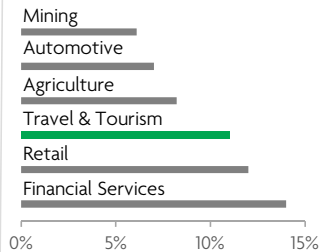
While the global economy grew by 2.5%,
Travel & Tourism grew significantly more at 3.5%



1 in 4 net new jobs were created by Travel & Tourism over the last five years



Global GDP impact by sector (2018 data). Share of total economy GDP



SURINAME 2019 KEY DATA



CONTRIBUTION OF TRAVEL & TOURISM TO GDP

2.6% OF TOTAL ECONOMY
Total T&T GDP = SRD892.6MN (USD119.7MN)

-24.3%
2019 Travel & Tourism GDP growth vs **+2.4%** real economy GDP growth



CONTRIBUTION OF TRAVEL & TOURISM TO EMPLOYMENT

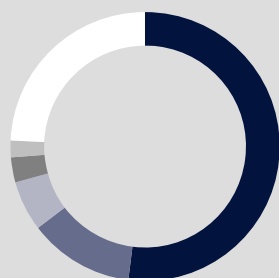
5.7 JOBS (000's)
(2.8% of total employment)



INTERNATIONAL VISITOR IMPACT

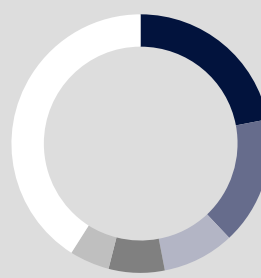
SRD506.7 MN
in visitor spend (3.1% of total exports) (USD67.9MN)

INBOUND ARRIVALS



- 1. NETHERLANDS **52%**
- 2. GUYANA **13%**
- 3. BRAZIL **6%**
- 4. UNITED STATES **3%**
- 5. CHINA **2%**
- **REST OF WORLD 24%**


OUTBOUND DEPARTURES



- 1. GUYANA **22%**
- 2. UNITED STATES **16%**
- 3. BRAZIL **9%**
- 4. ARUBA **7%**
- 5. CHINA **5%**
- **REST OF WORLD 41%**

Note: Data are average shares over the 2016-2018 period
Source: Oxford Economics, national sources and UNWTO

SECTOR CHARACTERISTICS (2019)



¹All values are in constant 2019 prices & exchange rates
As reported in March 2020