

# ST VINCENT AND THE GRENADINES

## 2020 ANNUAL RESEARCH: KEY HIGHLIGHTS <sup>1</sup>

### GLOBAL DATA 2019



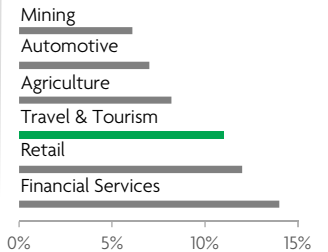
While the global economy grew by 2.5%,  
**Travel & Tourism grew significantly more at 3.5%**



**1 in 4 net new jobs** were created by Travel & Tourism over the last five years



**Global GDP impact by sector (2018 data).** Share of total economy GDP



### ST VINCENT AND THE GRENADINES 2019 KEY DATA



CONTRIBUTION OF TRAVEL & TOURISM TO GDP

**28.6% OF TOTAL ECONOMY**

Total T&T GDP = XCD956.9MN (USD354.4MN)

**+9.0%**

2019 Travel & Tourism GDP growth vs **+1.7%** real economy GDP growth



CONTRIBUTION OF TRAVEL & TOURISM TO EMPLOYMENT

**19.9** JOBS (000's)

(45.2% of total employment)



INTERNATIONAL VISITOR IMPACT

**XCD735.6<sub>MN</sub>**

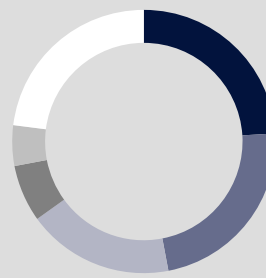
in visitor spend (**43.8%** of total exports) (USD272.5MN)

### INBOUND ARRIVALS



- 1. UNITED STATES **31%**
- 2. UNITED KINGDOM **17%**
- 3. TRINIDAD AND TOBAGO **11%**
- 4. CANADA **11%**
- 5. BARBADOS **8%**
- **REST OF WORLD 22%**


### OUTBOUND DEPARTURES



- 1. BARBADOS **24%**
- 2. TRINIDAD AND TOBAGO **23%**
- 3. UNITED STATES **18%**
- 4. FRANCE **7%**
- 5. ST LUCIA **5%**
- **REST OF WORLD 23%**

Note: Data are average shares over the 2016-2018 period  
Source: Oxford Economics, national sources and UNWTO

### SECTOR CHARACTERISTICS (2019)



<sup>1</sup>All values are in constant 2019 prices & exchange rates  
As reported in March 2020