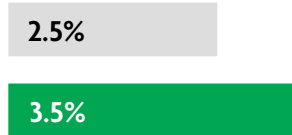


### GLOBAL DATA 2019



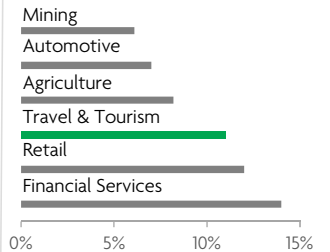
While the global economy grew by 2.5%,  
**Travel & Tourism grew significantly more at 3.5%**



**1 in 4 net new jobs** were created by Travel & Tourism over the last five years



**Global GDP impact by sector (2018 data).** Share of total economy GDP



### SPAIN 2019 KEY DATA



CONTRIBUTION OF TRAVEL & TOURISM TO GDP

**14.3%** OF TOTAL ECONOMY

Total T&T GDP = EUR177.4BN  
(USD197.8BN)

**+1.8%**

2019 Travel & Tourism GDP growth vs **+2.0%** real economy GDP growth



CONTRIBUTION OF TRAVEL & TOURISM TO EMPLOYMENT

**2,878.2** JOBS (000's)

(14.6% of total employment)

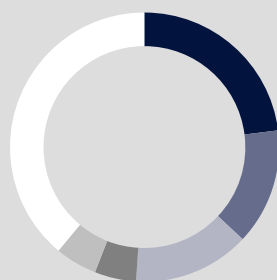


INTERNATIONAL VISITOR IMPACT

**EUR77.8<sub>BN</sub>**

in visitor spend (**18.0%** of total exports)  
(USD86.8BN)

### INBOUND ARRIVALS



- 1. UNITED KINGDOM **23%**
- 2. GERMANY **14%**
- 3. FRANCE **14%**
- 4. ITALY **5%**
- 5. NETHERLANDS **5%**
- REST OF WORLD **39%**


### OUTBOUND DEPARTURES



- 1. FRANCE **26%**
- 2. UNITED KINGDOM **10%**
- 3. PORTUGAL **9%**
- 4. ITALY **8%**
- 5. GERMANY **5%**
- REST OF WORLD **42%**

Note: Data are average shares over the 2016-2018 period  
Source: Oxford Economics, national sources and UNWTO

### SECTOR CHARACTERISTICS (2019)



<sup>1</sup>All values are in constant 2019 prices & exchange rates  
As reported in March 2020