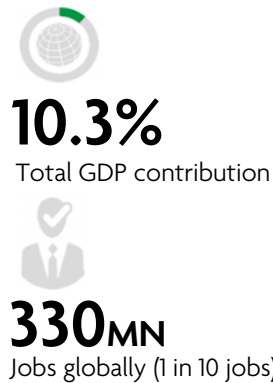



# SOUTH KOREA

## 2020 ANNUAL RESEARCH: KEY HIGHLIGHTS <sup>1</sup>

### GLOBAL DATA 2019



While the global economy grew by 2.5%,  
**Travel & Tourism grew significantly more at 3.5%**



**1 in 4 net new jobs** were created by Travel & Tourism over the last five years



**Global GDP impact by sector (2018 data).** Share of total economy GDP



### SOUTH KOREA 2019 KEY DATA



CONTRIBUTION OF TRAVEL & TOURISM TO GDP

**4.2% OF TOTAL ECONOMY**

Total T&T GDP = KRW80,614.4BN (USD69.2BN)

**+10.0%**

2019 Travel & Tourism GDP growth vs **+2.0%** real economy GDP growth



CONTRIBUTION OF TRAVEL & TOURISM TO EMPLOYMENT

**1,303.0** JOBS (000's)

(4.8% of total employment)

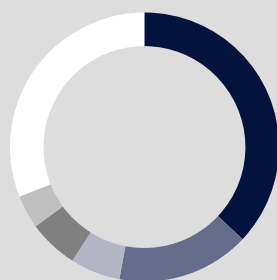


INTERNATIONAL VISITOR IMPACT

**KRW25,935.5<sub>BN</sub>**

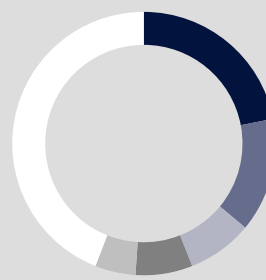
in visitor spend (3.4% of total exports) (USD22.3BN)

### INBOUND ARRIVALS



- 1. CHINA **37%**
- 2. JAPAN **16%**
- 3. TAIWAN, CHINA **6%**
- 4. UNITED STATES **6%**
- 5. HONG KONG SAR, CHINA **4%**
- **REST OF WORLD 31%**


### OUTBOUND DEPARTURES



- 1. JAPAN **22%**
- 2. CHINA **14%**
- 3. VIET NAM **8%**
- 4. UNITED STATES **7%**
- 5. THAILAND **5%**
- **REST OF WORLD 44%**

Note: Data are average shares over the 2016-2018 period  
Source: Oxford Economics, national sources and UNWTO

### SECTOR CHARACTERISTICS (2019)



<sup>1</sup>All values are in constant 2019 prices & exchange rates  
As reported in March 2020