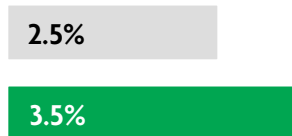


GLOBAL DATA 2019



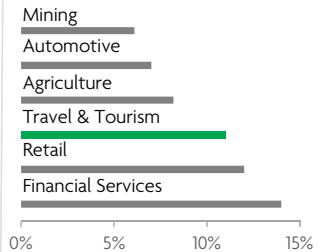
While the global economy grew by 2.5%,
Travel & Tourism grew significantly more at 3.5%



1 in 4 net new jobs were created by Travel & Tourism over the last five years



Global GDP impact by sector (2018 data). Share of total economy GDP



SIERRA LEONE 2019 KEY DATA



CONTRIBUTION OF TRAVEL & TOURISM TO GDP

4.0% OF TOTAL ECONOMY
Total T&T GDP = SLL1,445.3BN (USD156.8MN)

+12.9%
2019 Travel & Tourism GDP growth vs **+4.9%** real economy GDP growth



CONTRIBUTION OF TRAVEL & TOURISM TO EMPLOYMENT

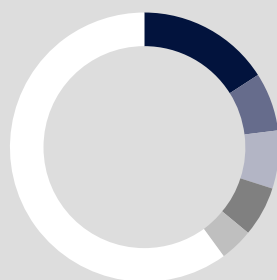
53.0 JOBS (000's)
(4.1% of total employment)



INTERNATIONAL VISITOR IMPACT

SLL379.0_{BN}
in visitor spend (**3.6%** of total exports)
(USD41.1MN)

INBOUND ARRIVALS



- 1. UNITED STATES **16%**
- 2. GHANA **7%**
- 3. NIGERIA **7%**
- 4. UNITED KINGDOM **6%**
- 5. KENYA **4%**
- **REST OF WORLD 60%**


OUTBOUND DEPARTURES



- 1. GHANA **34%**
- 2. NIGERIA **24%**
- 3. CHINA **7%**
- 4. UNITED STATES **5%**
- 5. GUINEA **4%**
- **REST OF WORLD 26%**

Note: Data are average shares over the 2016-2018 period
Source: Oxford Economics, national sources and UNWTO

SECTOR CHARACTERISTICS (2019)



¹All values are in constant 2019 prices & exchange rates
As reported in March 2020