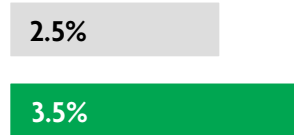


### GLOBAL DATA 2019



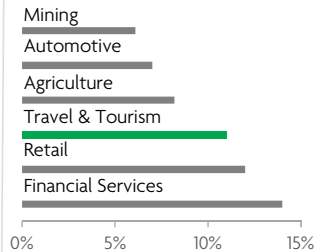
While the global economy grew by 2.5%,  
**Travel & Tourism grew significantly more at 3.5%**



**1 in 4 net new jobs** were created by Travel & Tourism over the last five years



**Global GDP impact by sector (2018 data).** Share of total economy GDP



### SEYCHELLES 2019 KEY DATA



CONTRIBUTION OF TRAVEL & TOURISM TO GDP

**40.5% OF TOTAL ECONOMY**

Total T&T GDP = SCR9,220.9MN (USD657.5MN)

**+3.5%**

2019 Travel & Tourism GDP growth vs **+3.4%** real economy GDP growth



CONTRIBUTION OF TRAVEL & TOURISM TO EMPLOYMENT

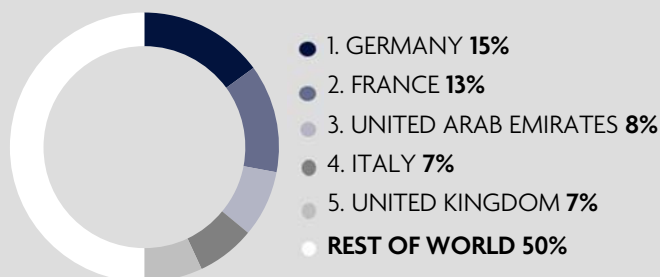
**20.6** JOBS (000's)  
(43.8% of total employment)



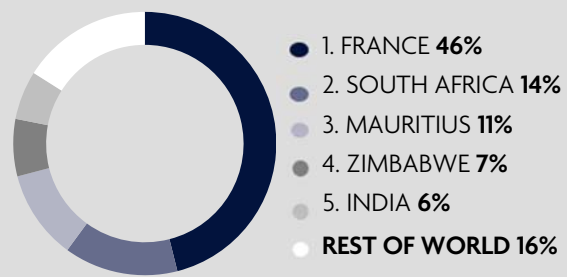
INTERNATIONAL VISITOR IMPACT

**SCR9,003.5<sub>MN</sub>**  
in visitor spend (**41.4%** of total exports)  
(USD642.0MN)

### INBOUND ARRIVALS




### OUTBOUND DEPARTURES



Note: Data are average shares over the 2016-2018 period  
Source: Oxford Economics, national sources and UNWTO

### SECTOR CHARACTERISTICS (2019)



<sup>1</sup>All values are in constant 2019 prices & exchange rates  
As reported in March 2020