

# RUSSIAN FEDERATION

## 2020 ANNUAL RESEARCH: KEY HIGHLIGHTS<sup>1</sup>

### GLOBAL DATA 2019



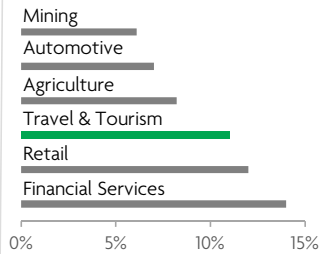
While the global economy grew by 2.5%,  
**Travel & Tourism grew significantly more at 3.5%**



**1 in 4 net new jobs** were created by Travel & Tourism over the last five years



**Global GDP impact by sector (2018 data).** Share of total economy GDP



### RUSSIAN FEDERATION 2019 KEY DATA



CONTRIBUTION OF TRAVEL & TOURISM TO GDP

**5.0% OF TOTAL ECONOMY**

Total T&T GDP = RUB5,442.9BN (USD84.0BN)

**+0.6%**

2019 Travel & Tourism GDP growth vs **+1.1%** real economy GDP growth



CONTRIBUTION OF TRAVEL & TOURISM TO EMPLOYMENT

**4,037.8** JOBS (000's)  
(5.6% of total employment)



INTERNATIONAL VISITOR IMPACT

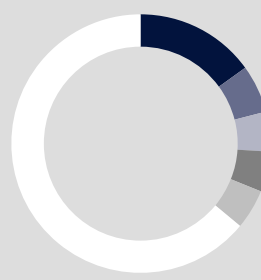
**RUB1,114.9<sub>BN</sub>**  
in visitor spend (**3.6%** of total exports)  
(USD17.2BN)

### INBOUND ARRIVALS



- 1. UKRAINE **38%**
- 2. KAZAKHSTAN **10%**
- 3. CHINA **7%**
- 4. FINLAND **5%**
- 5. AZERBAIJAN **4%**
- **REST OF WORLD 36%**


### OUTBOUND DEPARTURES



- 1. TURKEY **15%**
- 2. UKRAINE **6%**
- 3. ITALY **5%**
- 4. THAILAND **5%**
- 5. KAZAKHSTAN **5%**
- **REST OF WORLD 64%**

Note: Data are average shares over the 2016-2018 period  
Source: Oxford Economics, national sources and UNWTO

### SECTOR CHARACTERISTICS (2019)



<sup>1</sup>All values are in constant 2019 prices & exchange rates  
As reported in March 2020