

# REUNION

## 2020 ANNUAL RESEARCH: KEY HIGHLIGHTS<sup>1</sup>

### GLOBAL DATA 2019



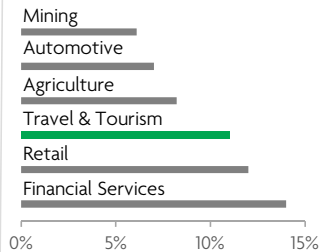
While the global economy grew by 2.5%,  
**Travel & Tourism grew significantly more at 3.5%**



**1 in 4 net new jobs** were created by Travel & Tourism over the last five years



**Global GDP impact by sector (2018 data).** Share of total economy GDP



### REUNION 2019 KEY DATA



CONTRIBUTION OF TRAVEL & TOURISM TO GDP

**10.0%** OF TOTAL ECONOMY

Total T&T GDP = EUR1,980.0MN (USD2,207.3MN)

**+3.3%**

2019 Travel & Tourism GDP growth vs **+2.0%** real economy GDP growth



CONTRIBUTION OF TRAVEL & TOURISM TO EMPLOYMENT

**29.1** JOBS (000's)

(11.2% of total employment)

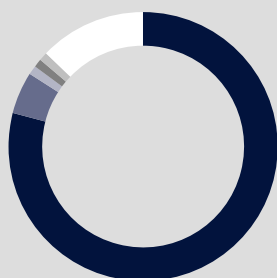


INTERNATIONAL VISITOR IMPACT

**EUR402.4**<sub>MN</sub>

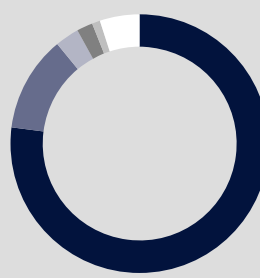
in visitor spend (**80.1%** of total exports) (USD448.5MN)

### INBOUND ARRIVALS



- 1. FRANCE **79%**
- 2. MAURITIUS **5%**
- 3. DENMARK **1%**
- 4. GREECE **1%**
- 5. GERMANY **1%**
- REST OF WORLD **13%**


### OUTBOUND DEPARTURES



- 1. MAURITIUS **77%**
- 2. MADAGASCAR **12%**
- 3. SEYCHELLES **3%**
- 4. COMOROS **2%**
- 5. MEXICO **1%**
- REST OF WORLD **5%**

Note: Data are average shares over the 2016-2018 period  
Source: Oxford Economics, national sources and UNWTO

### SECTOR CHARACTERISTICS (2019)



<sup>1</sup>All values are in constant 2019 prices & exchange rates  
As reported in March 2020