

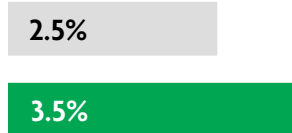
PORTUGAL

2020 ANNUAL RESEARCH: KEY HIGHLIGHTS¹

GLOBAL DATA 2019



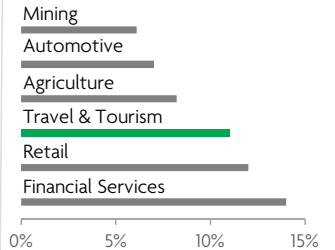
While the global economy grew by 2.5%,
Travel & Tourism grew significantly more at 3.5%



1 in 4 net new jobs were created by Travel & Tourism over the last five years



Global GDP impact by sector (2018 data). Share of total economy GDP



PORTUGAL 2019 KEY DATA



CONTRIBUTION OF TRAVEL & TOURISM TO GDP

16.5% OF TOTAL ECONOMY
Total T&T GDP = EUR34.6BN (USD38.6BN)

+4.2%

2019 Travel & Tourism GDP growth vs **+1.6%** real economy GDP growth



CONTRIBUTION OF TRAVEL & TOURISM TO EMPLOYMENT

902.4 JOBS (000's)
(18.6% of total employment)



INTERNATIONAL VISITOR IMPACT

EUR21.6_{BN}
in visitor spend (**23.5%** of total exports)
(USD24.1BN)

INBOUND ARRIVALS



- 1. UNITED KINGDOM **14%**
- 2. SPAIN **14%**
- 3. FRANCE **12%**
- 4. GERMANY **11%**
- 5. BRAZIL **6%**
- **REST OF WORLD 43%**


OUTBOUND DEPARTURES



- 1. SPAIN **34%**
- 2. FRANCE **19%**
- 3. UNITED KINGDOM **7%**
- 4. ITALY **5%**
- 5. GERMANY **3%**
- **REST OF WORLD 32%**

Note: Data are average shares over the 2016-2018 period
Source: Oxford Economics, national sources and UNWTO

SECTOR CHARACTERISTICS (2019)



¹All values are in constant 2019 prices & exchange rates
As reported in March 2020