


# PHILIPPINES

## 2020 ANNUAL RESEARCH: KEY HIGHLIGHTS <sup>1</sup>

### GLOBAL DATA 2019



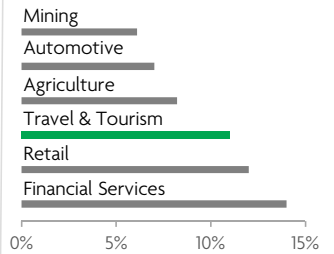
While the global economy grew by 2.5%,  
**Travel & Tourism grew significantly more at 3.5%**



**1 in 4 net new jobs** were created by Travel & Tourism over the last five years



**Global GDP impact by sector (2018 data).** Share of total economy GDP



### PHILIPPINES 2019 KEY DATA



CONTRIBUTION OF TRAVEL & TOURISM TO GDP

**25.3% OF TOTAL ECONOMY**

Total T&T GDP = PHP4,708.8BN (USD90.9BN)

**+8.6%**

2019 Travel & Tourism GDP growth vs **+5.9%** real economy GDP growth



CONTRIBUTION OF TRAVEL & TOURISM TO EMPLOYMENT

**10,237.7** JOBS (000's)  
(24.1% of total employment)



INTERNATIONAL VISITOR IMPACT

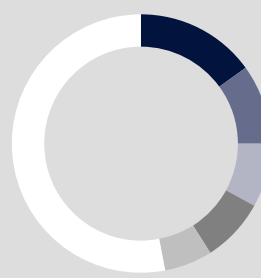
**PHP599.2<sub>BN</sub>**  
in visitor spend (**10.7%** of total exports)  
(USD11.6BN)

### INBOUND ARRIVALS



- 1. SOUTH KOREA **24%**
- 2. CHINA **15%**
- 3. UNITED STATES **15%**
- 4. JAPAN **9%**
- 5. AUSTRALIA **4%**
- **REST OF WORLD 33%**


### OUTBOUND DEPARTURES



- 1. CHINA **15%**
- 2. HONG KONG SAR, CHINA **10%**
- 3. SINGAPORE **8%**
- 4. UNITED ARAB EMIRATES **8%**
- 5. SOUTH KOREA **6%**
- **REST OF WORLD 53%**

Note: Data are average shares over the 2016-2018 period  
Source: Oxford Economics, national sources and UNWTO

### SECTOR CHARACTERISTICS (2019)



<sup>1</sup>All values are in constant 2019 prices & exchange rates  
As reported in March 2020