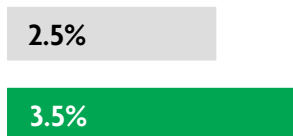


### GLOBAL DATA 2019



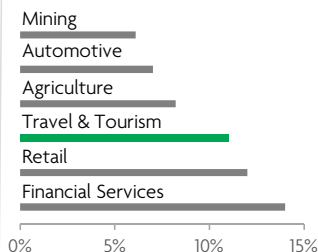
While the global economy grew by 2.5%,  
**Travel & Tourism grew significantly more at 3.5%**



**1 in 4 net new jobs** were created by Travel & Tourism over the last five years



**Global GDP impact by sector (2018 data).** Share of total economy GDP



### PERU 2019 KEY DATA



CONTRIBUTION OF TRAVEL & TOURISM TO GDP

**9.3% OF TOTAL ECONOMY**

Total T&T GDP = PEN73.8BN (USD22,088.4MN)

**+2.9%**

2019 Travel & Tourism GDP growth vs **+2.3%** real economy GDP growth



CONTRIBUTION OF TRAVEL & TOURISM TO EMPLOYMENT

**1,299.2** JOBS (000's)  
(7.5% of total employment)

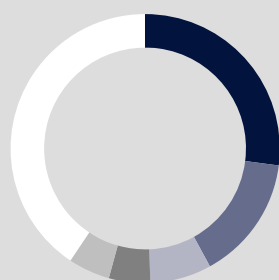


INTERNATIONAL VISITOR IMPACT

**PEN17.5<sub>BN</sub>**

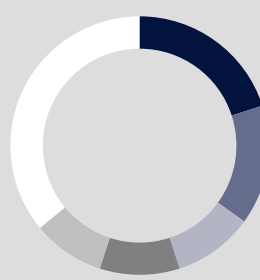
in visitor spend (**9.5%** of total exports)  
(USD5,244.3MN)

### INBOUND ARRIVALS



- 1. CHILE **27%**
- 2. UNITED STATES **15%**
- 3. ECUADOR **7%**
- 4. VENEZUELA **5%**
- 5. COLOMBIA **5%**
- **REST OF WORLD 41%**


### OUTBOUND DEPARTURES



- 1. CHILE **20%**
- 2. UNITED STATES **15%**
- 3. BOLIVIA **10%**
- 4. MEXICO **10%**
- 5. ARGENTINA **9%**
- **REST OF WORLD 36%**

Note: Data are average shares over the 2016-2018 period  
Source: Oxford Economics, national sources and UNWTO

### SECTOR CHARACTERISTICS (2019)



<sup>1</sup>All values are in constant 2019 prices & exchange rates  
As reported in March 2020