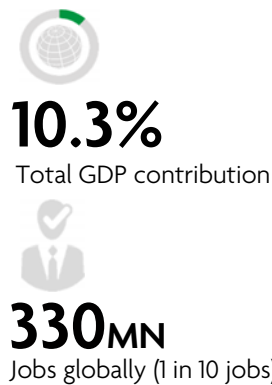
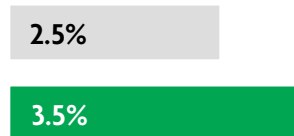


### GLOBAL DATA 2019



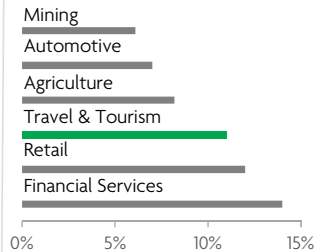
While the global economy grew by 2.5%,  
**Travel & Tourism grew significantly more at 3.5%**



**1 in 4 net new jobs** were created by Travel & Tourism over the last five years



**Global GDP impact by sector (2018 data).** Share of total economy GDP



### PANAMA 2019 KEY DATA



CONTRIBUTION OF TRAVEL & TOURISM TO GDP

**13.6% OF TOTAL ECONOMY**

Total T&T GDP = PAB9,156.5MN (USD9,156.5MN)

**+1.2%**

2019 Travel & Tourism GDP growth vs **+2.8%** real economy GDP growth



CONTRIBUTION OF TRAVEL & TOURISM TO EMPLOYMENT

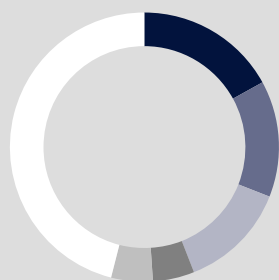
**291.5 JOBS (000's)**  
(14.7% of total employment)



INTERNATIONAL VISITOR IMPACT

**PAB5,658.1MN**  
in visitor spend (**21.7%** of total exports)  
(USD5,658.1MN)

### INBOUND ARRIVALS



- 1. UNITED STATES **17%**
- 2. COLOMBIA **14%**
- 3. VENEZUELA **13%**
- 4. ECUADOR **5%**
- 5. BRAZIL **5%**
- **REST OF WORLD 46%**


### OUTBOUND DEPARTURES



- 1. UNITED STATES **26%**
- 2. COSTA RICA **15%**
- 3. COLOMBIA **12%**
- 4. MEXICO **9%**
- 5. DOMINICAN REPUBLIC **5%**
- **REST OF WORLD 33%**

Note: Data are average shares over the 2016-2018 period  
Source: Oxford Economics, national sources and UNWTO

### SECTOR CHARACTERISTICS (2019)



<sup>1</sup>All values are in constant 2019 prices & exchange rates  
As reported in March 2020