

OTHER OCEANIC STATES

2020 ANNUAL RESEARCH: KEY HIGHLIGHTS¹

GLOBAL DATA 2019



10.3%

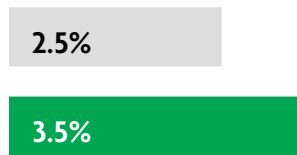
Total GDP contribution



330MN

Jobs globally (1 in 10 jobs)

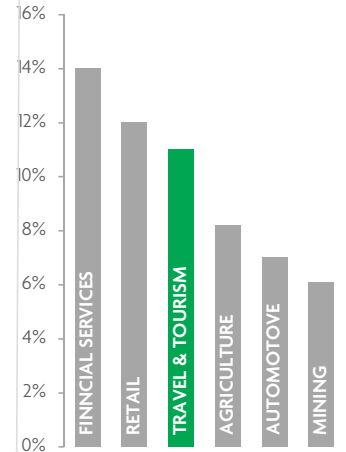
While the global economy grew by 2.5%,
Travel & Tourism grew significantly more at 3.5%



1 in 4 net new jobs were created by Travel & Tourism over the last five years



Global GDP impact by sector (2018 data). Share of total economy GDP



OTHER OCEANIC STATES 2019 KEY DATA



CONTRIBUTION OF TRAVEL & TOURISM TO GDP

28.6% OF TOTAL ECONOMY

Total T&T GDP = USD12,482.5MN

+5.3%

2019 Travel & Tourism GDP growth vs **+4.6%** real economy GDP growth



CONTRIBUTION OF TRAVEL & TOURISM TO EMPLOYMENT

141.4 JOBS (000's)

(34.8% of total employment)




INTERNATIONAL VISITOR IMPACT

USD9,930.0 MN

in visitor spend (**55.3%** of total exports)

SECTOR CHARACTERISTICS (2019)



¹All values are in constant 2019 prices & exchange rates
As reported in March 2020