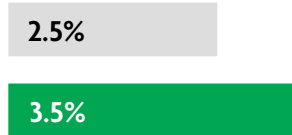


GLOBAL DATA 2019



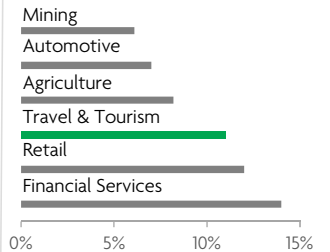
While the global economy grew by 2.5%,
Travel & Tourism grew significantly more at 3.5%



1 in 4 net new jobs were created by Travel & Tourism over the last five years



Global GDP impact by sector (2018 data). Share of total economy GDP



OMAN 2019 KEY DATA



CONTRIBUTION OF TRAVEL & TOURISM TO GDP

7.5% OF TOTAL ECONOMY
Total T&T GDP = OMR2,450.1MN (USD6,372.2MN)

+5.2%
2019 Travel & Tourism GDP growth vs **+1.3%** real economy GDP growth



CONTRIBUTION OF TRAVEL & TOURISM TO EMPLOYMENT

178.3 JOBS (000's)
(8.1% of total employment)



INTERNATIONAL VISITOR IMPACT

OMR1,269.3 MN
in visitor spend (7.1% of total exports)
(USD3,301.1MN)

INBOUND ARRIVALS



- 1. UNITED ARAB EMIRATES **15%**
- 2. INDIA **11%**
- 3. UNITED KINGDOM **6%**
- 4. GERMANY **5%**
- 5. SAUDI ARABIA **3%**
- **REST OF WORLD 60%**


OUTBOUND DEPARTURES



- 1. UNITED ARAB EMIRATES **59%**
- 2. SAUDI ARABIA **10%**
- 3. INDIA **6%**
- 4. QATAR **4%**
- 5. BAHRAIN **2%**
- **REST OF WORLD 19%**

Note: Data are average shares over the 2016-2018 period
Source: Oxford Economics, national sources and UNWTO

SECTOR CHARACTERISTICS (2019)



¹All values are in constant 2019 prices & exchange rates
As reported in March 2020