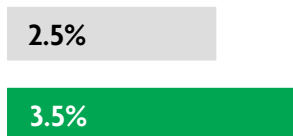


GLOBAL DATA 2019



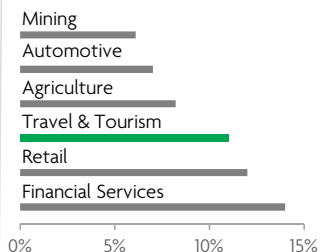
While the global economy grew by 2.5%,
Travel & Tourism grew significantly more at 3.5%



1 in 4 net new jobs were created by Travel & Tourism over the last five years



Global GDP impact by sector (2018 data). Share of total economy GDP



NEPAL 2019 KEY DATA



CONTRIBUTION OF TRAVEL & TOURISM TO GDP

6.7% OF TOTAL ECONOMY

Total T&T GDP = NPR231.0BN (USD2,051.4MN)

+7.5%

2019 Travel & Tourism GDP growth vs **+9.1%** real economy GDP growth



CONTRIBUTION OF TRAVEL & TOURISM TO EMPLOYMENT

1,034.0 JOBS (000's)
(6.9% of total employment)



INTERNATIONAL VISITOR IMPACT

NPR93.9_{BN}

in visitor spend (**30.8%** of total exports)
(USD833.8MN)

INBOUND ARRIVALS



- 1. INDIA **17%**
- 2. CHINA **13%**
- 3. UNITED STATES **8%**
- 4. SRI LANKA **6%**
- 5. UNITED KINGDOM **6%**
- **REST OF WORLD 51%**


OUTBOUND DEPARTURES



- 1. INDIA **27%**
- 2. THAILAND **8%**
- 3. JAPAN **6%**
- 4. CHINA **6%**
- 5. MALAYSIA **5%**
- **REST OF WORLD 48%**

Note: Data are average shares over the 2016-2018 period
Source: Oxford Economics, national sources and UNWTO

SECTOR CHARACTERISTICS (2019)



¹All values are in constant 2019 prices & exchange rates
As reported in March 2020