


# MYANMAR

## 2020 ANNUAL RESEARCH: KEY HIGHLIGHTS <sup>1</sup>

### GLOBAL DATA 2019



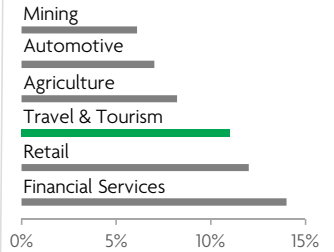
While the global economy grew by 2.5%,  
**Travel & Tourism grew significantly more at 3.5%**



**1 in 4 net new jobs** were created by Travel & Tourism over the last five years



**Global GDP impact by sector (2018 data).** Share of total economy GDP



### MYANMAR 2019 KEY DATA



CONTRIBUTION OF TRAVEL & TOURISM TO GDP

**4.6% OF TOTAL ECONOMY**

Total T&T GDP = MMK5,337.2BN (USD3,671.1MN)

**+4.5%**

2019 Travel & Tourism GDP growth vs **+6.3%** real economy GDP growth



CONTRIBUTION OF TRAVEL & TOURISM TO EMPLOYMENT

**1,073.5** JOBS (000's)  
(4.8% of total employment)

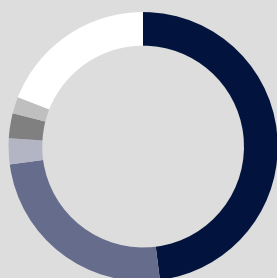


INTERNATIONAL VISITOR IMPACT

**MMK2,427.4<sub>BN</sub>**

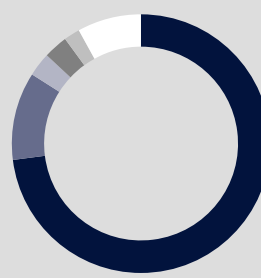
in visitor spend (**10.3%** of total exports)  
(USD1,669.7MN)

### INBOUND ARRIVALS



- 1. THAILAND **48%**
- 2. CHINA **25%**
- 3. JAPAN **3%**
- 4. INDIA **3%**
- 5. UNITED STATES **2%**
- **REST OF WORLD 19%**


### OUTBOUND DEPARTURES



- 1. CHINA **73%**
- 2. THAILAND **11%**
- 3. TAIWAN, CHINA **3%**
- 4. SINGAPORE **3%**
- 5. SOUTH KOREA **2%**
- **REST OF WORLD 8%**

Note: Data are average shares over the 2016-2018 period  
Source: Oxford Economics, national sources and UNWTO

### SECTOR CHARACTERISTICS (2019)



<sup>1</sup>All values are in constant 2019 prices & exchange rates  
As reported in March 2020