

MEXICO

2020 ANNUAL RESEARCH: KEY HIGHLIGHTS¹

GLOBAL DATA 2019



While the global economy grew by 2.5%,
Travel & Tourism grew significantly more at 3.5%



1 in 4 net new jobs were created by Travel & Tourism over the last five years



Global GDP impact by sector (2018 data). Share of total economy GDP



MEXICO 2019 KEY DATA



CONTRIBUTION OF TRAVEL & TOURISM TO GDP

15.5% OF TOTAL ECONOMY
Total T&T GDP = MXN3,761.2BN (USD195.7BN)

+1.8%

2019 Travel & Tourism GDP growth vs **-0.1%** real economy GDP growth



CONTRIBUTION OF TRAVEL & TOURISM TO EMPLOYMENT

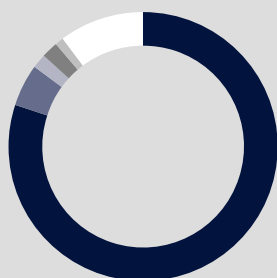
7,232.9 JOBS (000's)
(13.3% of total employment)



INTERNATIONAL VISITOR IMPACT

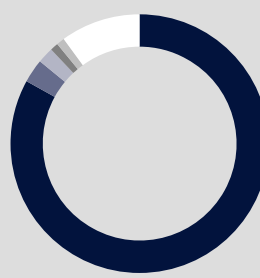
MXN499.8_{BN}
in visitor spend (**5.2%** of total exports)
(USD26.0BN)

INBOUND ARRIVALS



- 1. UNITED STATES **80%**
- 2. CANADA **5%**
- 3. SPAIN **2%**
- 4. UNITED KINGDOM **2%**
- 5. FRANCE **1%**
- **REST OF WORLD 10%**


OUTBOUND DEPARTURES



- 1. UNITED STATES **83%**
- 2. FRANCE **3%**
- 3. SPAIN **2%**
- 4. CANADA **1%**
- 5. ITALY **1%**
- **REST OF WORLD 10%**

Note: Data are average shares over the 2016-2018 period
Source: Oxford Economics, national sources and UNWTO

SECTOR CHARACTERISTICS (2019)



¹All values are in constant 2019 prices & exchange rates
As reported in March 2020