

# MAURITIUS

## 2020 ANNUAL RESEARCH: KEY HIGHLIGHTS<sup>1</sup>

### GLOBAL DATA 2019



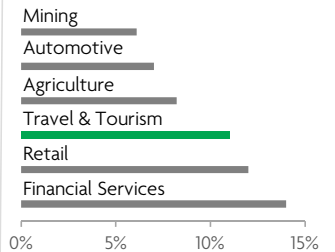
While the global economy grew by 2.5%,  
**Travel & Tourism grew significantly more at 3.5%**



**1 in 4 net new jobs** were created by Travel & Tourism over the last five years



**Global GDP impact by sector (2018 data).** Share of total economy GDP



### MAURITIUS 2019 KEY DATA



CONTRIBUTION OF TRAVEL & TOURISM TO GDP

**18.8% OF TOTAL ECONOMY**

Total T&T GDP = MUR94.4BN  
(USD2,674.5MN)

**-2.8%**

2019 Travel & Tourism GDP growth vs **+3.7%** real economy GDP growth



CONTRIBUTION OF TRAVEL & TOURISM TO EMPLOYMENT

**104.2 JOBS (000's)**  
(19.1% of total employment)

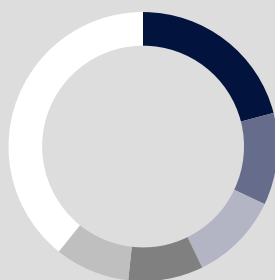


INTERNATIONAL VISITOR IMPACT

**MUR71.2<sub>BN</sub>**

in visitor spend (**35.0%** of total exports)  
(USD2,017.4MN)

### INBOUND ARRIVALS



- 1. FRANCE **21%**
- 2. UNITED KINGDOM **11%**
- 3. REUNION **11%**
- 4. GERMANY **9%**
- 5. SOUTH AFRICA **9%**
- **REST OF WORLD 39%**


### OUTBOUND DEPARTURES



- 1. FRANCE **62%**
- 2. UNITED KINGDOM **7%**
- 3. INDIA **6%**
- 4. REUNION **4%**
- 5. CHINA **4%**
- **REST OF WORLD 17%**

Note: Data are average shares over the 2016-2018 period  
Source: Oxford Economics, national sources and UNWTO

### SECTOR CHARACTERISTICS (2019)



<sup>1</sup>All values are in constant 2019 prices & exchange rates  
As reported in March 2020