

### GLOBAL DATA 2019



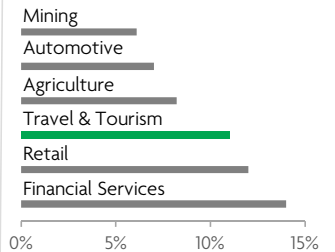
While the global economy grew by 2.5%,  
**Travel & Tourism grew significantly more at 3.5%**



**1 in 4 net new jobs** were created by Travel & Tourism over the last five years



**Global GDP impact by sector (2018 data).** Share of total economy GDP



### MALTA 2019 KEY DATA



CONTRIBUTION OF TRAVEL & TOURISM TO GDP

**15.8% OF TOTAL ECONOMY**  
Total T&T GDP = EUR2,061.4MN (USD2,298.7MN)

**+4.3%**

2019 Travel & Tourism GDP growth vs **+3.9%** real economy GDP growth



CONTRIBUTION OF TRAVEL & TOURISM TO EMPLOYMENT

**52.8 JOBS (000's)**  
(21.1% of total employment)



INTERNATIONAL VISITOR IMPACT

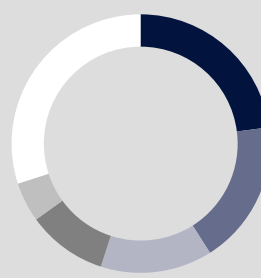
**EUR1,886.8<sub>MN</sub>**  
in visitor spend (**9.6%** of total exports)  
(USD2,103.9MN)

### INBOUND ARRIVALS



- 1. UNITED KINGDOM **26%**
- 2. ITALY **16%**
- 3. GERMANY **8%**
- 4. FRANCE **8%**
- 5. POLAND **4%**
- **REST OF WORLD 38%**


### OUTBOUND DEPARTURES



- 1. ITALY **23%**
- 2. UNITED KINGDOM **18%**
- 3. FRANCE **14%**
- 4. SPAIN **10%**
- 5. GERMANY **5%**
- **REST OF WORLD 30%**

Note: Data are average shares over the 2016-2018 period  
Source: Oxford Economics, national sources and UNWTO

### SECTOR CHARACTERISTICS (2019)



<sup>1</sup>All values are in constant 2019 prices & exchange rates  
As reported in March 2020