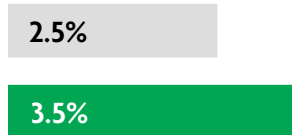


GLOBAL DATA 2019



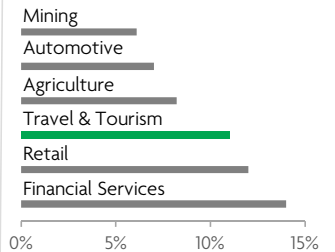
While the global economy grew by 2.5%,
Travel & Tourism grew significantly more at 3.5%



1 in 4 net new jobs were created by Travel & Tourism over the last five years



Global GDP impact by sector (2018 data). Share of total economy GDP



MALI 2019 KEY DATA



CONTRIBUTION OF TRAVEL & TOURISM TO GDP

8.2% OF TOTAL ECONOMY

Total T&T GDP = XOF819.1BN (USD1,392.0MN)

+3.8%

2019 Travel & Tourism GDP growth vs **+4.1%** real economy GDP growth



CONTRIBUTION OF TRAVEL & TOURISM TO EMPLOYMENT

337.1 JOBS (000's)
(8.4% of total employment)



INTERNATIONAL VISITOR IMPACT

XOF115.5_{BN}

in visitor spend (**5.2%** of total exports)
(USD196.2MN)

INBOUND ARRIVALS



- 1. UNITED STATES **19%**
- 2. FRANCE **10%**
- 3. SPAIN **9%**
- 4. ITALY **5%**
- 5. UNITED KINGDOM **3%**
- **REST OF WORLD 54%**


OUTBOUND DEPARTURES



- 1. FRANCE **26%**
- 2. CÔTE D'IVOIRE **15%**
- 3. NIGERIA **11%**
- 4. MOROCCO **9%**
- 5. SENEGAL **7%**
- **REST OF WORLD 32%**

Note: Data are average shares over the 2016-2018 period
Source: Oxford Economics, national sources and UNWTO

SECTOR CHARACTERISTICS (2019)



¹All values are in constant 2019 prices & exchange rates
As reported in March 2020