


MALAYSIA

2020 ANNUAL RESEARCH: KEY HIGHLIGHTS ¹

GLOBAL DATA 2019



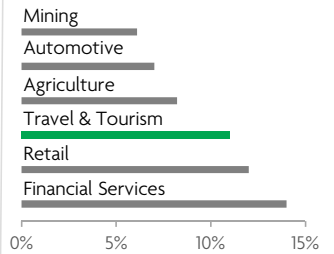
While the global economy grew by 2.5%,
Travel & Tourism grew significantly more at 3.5%



1 in 4 net new jobs were created by Travel & Tourism over the last five years



Global GDP impact by sector (2018 data). Share of total economy GDP



MALAYSIA 2019 KEY DATA



CONTRIBUTION OF TRAVEL & TOURISM TO GDP

11.5% OF TOTAL ECONOMY

Total T&T GDP = MYR173.3BN (USD41.8BN)

+6.6%

2019 Travel & Tourism GDP growth vs **+4.4%** real economy GDP growth



CONTRIBUTION OF TRAVEL & TOURISM TO EMPLOYMENT

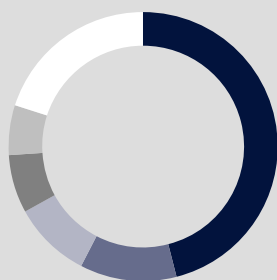
2,216.7 JOBS (000's)
(14.7% of total employment)



INTERNATIONAL VISITOR IMPACT

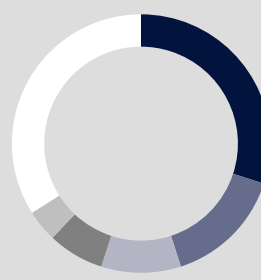
MYR93.1_{BN}
in visitor spend (**9.4%** of total exports)
(USD22.5BN)

INBOUND ARRIVALS



- 1. SINGAPORE **46%**
- 2. INDONESIA **12%**
- 3. CHINA **9%**
- 4. THAILAND **7%**
- 5. BRUNEI **6%**
- REST OF WORLD **20%**


OUTBOUND DEPARTURES



- 1. THAILAND **30%**
- 2. INDONESIA **15%**
- 3. CHINA **10%**
- 4. SINGAPORE **7%**
- 5. TAIWAN, CHINA **4%**
- REST OF WORLD **34%**

Note: Data are average shares over the 2016-2018 period
Source: Oxford Economics, national sources and UNWTO

SECTOR CHARACTERISTICS (2019)



¹All values are in constant 2019 prices & exchange rates
As reported in March 2020