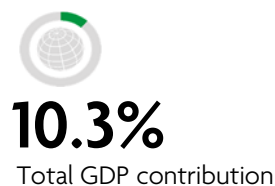



# MACAU SAR, CHINA

## 2020 ANNUAL RESEARCH: KEY HIGHLIGHTS <sup>1</sup>

### GLOBAL DATA 2019



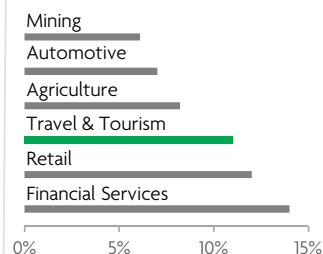
While the global economy grew by 2.5%,  
**Travel & Tourism grew significantly more at 3.5%**



**1 in 4 net new jobs** were created by Travel & Tourism over the last five years



**Global GDP impact by sector (2018 data).** Share of total economy GDP



### MACAU SAR, CHINA 2019 KEY DATA



CONTRIBUTION OF TRAVEL & TOURISM TO GDP

**91.3% OF TOTAL ECONOMY**

Total T&T GDP = MOP394,824.0MN (USD48,915.5MN)

**-2.6%**

2019 Travel & Tourism GDP growth vs **-4.2%** real economy GDP growth



CONTRIBUTION OF TRAVEL & TOURISM TO EMPLOYMENT

**253.7** JOBS (000's)

(65.5% of total employment)

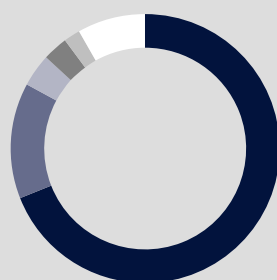


INTERNATIONAL VISITOR IMPACT

**MOP298,336<sub>MN</sub>**

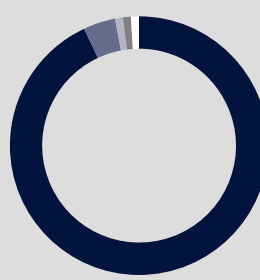
in visitor spend (**81.3%** of total exports) (USD36,961.4MN)

### INBOUND ARRIVALS



- 1. CHINA **69%**
- 2. HONG KONG SAR, CHINA **14%**
- 3. TAIWAN, CHINA **4%**
- 4. SOUTH KOREA **3%**
- 5. JAPAN **2%**
- **REST OF WORLD 8%**


### OUTBOUND DEPARTURES



- 1. CHINA **93%**
- 2. HONG KONG SAR, CHINA **4%**
- 3. JAPAN **1%**
- 4. SOUTH KOREA **1%**
- 5. PHILIPPINES **0%**
- **REST OF WORLD 1%**

Note: Data are average shares over the 2016-2018 period  
Source: Oxford Economics, national sources and UNWTO

### SECTOR CHARACTERISTICS (2019)



<sup>1</sup>All values are in constant 2019 prices & exchange rates  
As reported in March 2020