

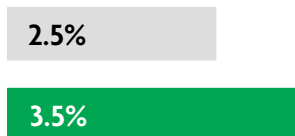
# LITHUANIA

## 2020 ANNUAL RESEARCH: KEY HIGHLIGHTS<sup>1</sup>

### GLOBAL DATA 2019



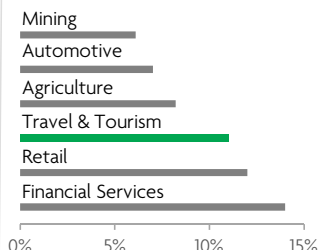
While the global economy grew by 2.5%,  
**Travel & Tourism grew significantly more at 3.5%**



**1 in 4 net new jobs** were created by Travel & Tourism over the last five years



**Global GDP impact by sector (2018 data).** Share of total economy GDP



### LITHUANIA 2019 KEY DATA



CONTRIBUTION OF TRAVEL & TOURISM TO GDP

**5.5% OF TOTAL ECONOMY**

Total T&T GDP = EUR2,619.8MN (USD2,921.2MN)

**-0.5%**

2019 Travel & Tourism GDP growth vs **+3.7%** real economy GDP growth



CONTRIBUTION OF TRAVEL & TOURISM TO EMPLOYMENT

**80.2** JOBS (000's)

(5.8% of total employment)

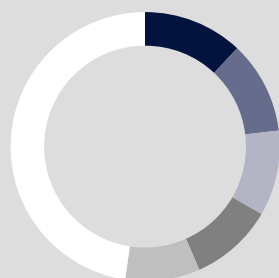


INTERNATIONAL VISITOR IMPACT

**EUR1,351.0<sub>MN</sub>**

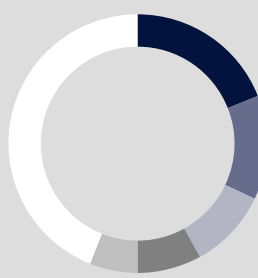
in visitor spend (**3.7%** of total exports) (USD1,506.5MN)

### INBOUND ARRIVALS



- 1. GERMANY 12%
- 2. BELARUS 11%
- 3. RUSSIAN FEDERATION 10%
- 4. POLAND 10%
- 5. LATVIA 9%
- REST OF WORLD 48%


### OUTBOUND DEPARTURES



- 1. POLAND 19%
- 2. UNITED KINGDOM 13%
- 3. RUSSIAN FEDERATION 10%
- 4. LATVIA 8%
- 5. TURKEY 6%
- REST OF WORLD 44%

Note: Data are average shares over the 2016-2018 period  
Source: Oxford Economics, national sources and UNWTO

### SECTOR CHARACTERISTICS (2019)



<sup>1</sup>All values are in constant 2019 prices & exchange rates  
As reported in March 2020