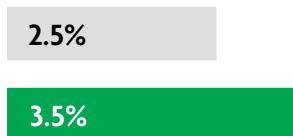


GLOBAL DATA 2019



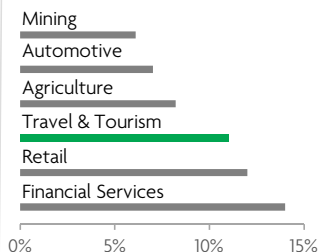
While the global economy grew by 2.5%,
Travel & Tourism grew significantly more at 3.5%



1 in 4 net new jobs were created by Travel & Tourism over the last five years



Global GDP impact by sector (2018 data). Share of total economy GDP



LATVIA 2019 KEY DATA



CONTRIBUTION OF TRAVEL & TOURISM TO GDP

7.6% OF TOTAL ECONOMY

Total T&T GDP = EUR2,341.5MN (USD2,611.0MN)

0.0%

2019 Travel & Tourism GDP growth vs **+2.4%** real economy GDP growth



CONTRIBUTION OF TRAVEL & TOURISM TO EMPLOYMENT

75.1 JOBS (000's)

(8.3% of total employment)



INTERNATIONAL VISITOR IMPACT

EUR1,002.7 MN

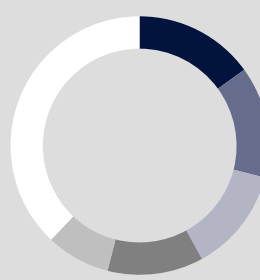
in visitor spend (**5.0%** of total exports) (USD1,118.1MN)

INBOUND ARRIVALS



- 1. RUSSIAN FEDERATION **13%**
- 2. GERMANY **12%**
- 3. LITHUANIA **10%**
- 4. ESTONIA **9%**
- 5. FINLAND **6%**
- **REST OF WORLD 50%**


OUTBOUND DEPARTURES



- 1. RUSSIAN FEDERATION **15%**
- 2. LITHUANIA **14%**
- 3. ESTONIA **13%**
- 4. POLAND **12%**
- 5. UNITED KINGDOM **8%**
- **REST OF WORLD 38%**

Note: Data are average shares over the 2016-2018 period
Source: Oxford Economics, national sources and UNWTO

SECTOR CHARACTERISTICS (2019)



¹All values are in constant 2019 prices & exchange rates
As reported in March 2020