

### GLOBAL DATA 2019



While the global economy grew by 2.5%,  
**Travel & Tourism grew significantly more at 3.5%**



**1 in 4 net new jobs** were created by Travel & Tourism over the last five years



**Global GDP impact by sector (2018 data).** Share of total economy GDP



### KYRGYZSTAN 2019 KEY DATA



CONTRIBUTION OF TRAVEL & TOURISM TO GDP

**8.3% OF TOTAL ECONOMY**

Total T&T GDP = KGS50.6BN (USD722.5MN)

**+14.0%**

2019 Travel & Tourism GDP growth vs **+4.2%** real economy GDP growth



CONTRIBUTION OF TRAVEL & TOURISM TO EMPLOYMENT

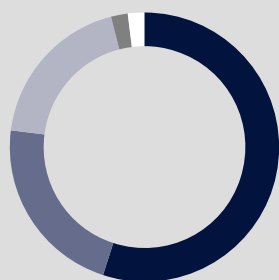
**209.1 JOBS (000's)**  
(8.5% of total employment)



INTERNATIONAL VISITOR IMPACT

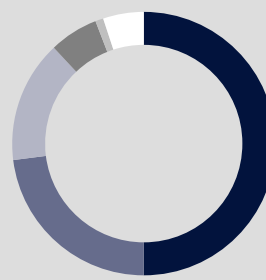
**KGS36.1<sub>BN</sub>**  
in visitor spend (**18.6%** of total exports)  
(USD515.1MN)

### INBOUND ARRIVALS



- 1. KAZAKHSTAN **55%**
- 2. RUSSIAN FEDERATION **22%**
- 3. UZBEKISTAN **19%**
- 4. CHINA **2%**
- 5. UKRAINE **0%**
- REST OF WORLD **2%**


### OUTBOUND DEPARTURES



- 1. KAZAKHSTAN **50%**
- 2. RUSSIAN FEDERATION **23%**
- 3. UZBEKISTAN **15%**
- 4. TURKEY **6%**
- 5. CHINA **1%**
- REST OF WORLD **5%**

Note: Data are average shares over the 2016-2018 period  
Source: Oxford Economics, national sources and UNWTO

### SECTOR CHARACTERISTICS (2019)



<sup>1</sup>All values are in constant 2019 prices & exchange rates  
As reported in March 2020