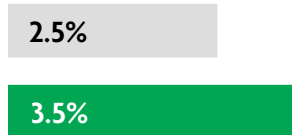


GLOBAL DATA 2019



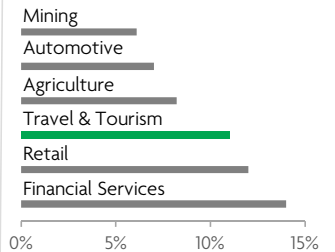
While the global economy grew by 2.5%,
Travel & Tourism grew significantly more at 3.5%



1 in 4 net new jobs were created by Travel & Tourism over the last five years



Global GDP impact by sector (2018 data). Share of total economy GDP



KUWAIT 2019 KEY DATA



CONTRIBUTION OF TRAVEL & TOURISM TO GDP

5.3% OF TOTAL ECONOMY
Total T&T GDP = KWD2,206.5MN (USD7,294.2MN)

+11.6%

2019 Travel & Tourism GDP growth vs **+0.9%** real economy GDP growth



CONTRIBUTION OF TRAVEL & TOURISM TO EMPLOYMENT

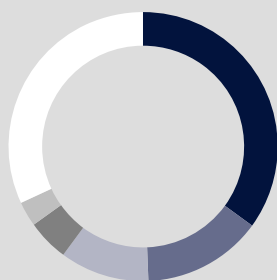
136.6 JOBS (000's)
(6.0% of total employment)



INTERNATIONAL VISITOR IMPACT

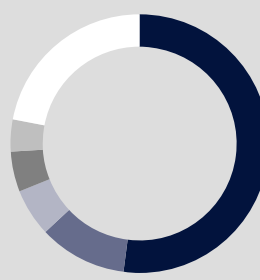
KWD342.8_{MN}
in visitor spend (**1.3%** of total exports)
(USD1,133.1MN)

INBOUND ARRIVALS



- 1. SAUDI ARABIA **35%**
- 2. INDIA **14%**
- 3. EGYPT **11%**
- 4. PHILIPPINES **5%**
- 5. UNITED STATES **3%**
- **REST OF WORLD 32%**


OUTBOUND DEPARTURES



- 1. SAUDI ARABIA **52%**
- 2. UNITED ARAB EMIRATES **11%**
- 3. TURKEY **6%**
- 4. BAHRAIN **5%**
- 5. EGYPT **4%**
- **REST OF WORLD 22%**

Note: Data are average shares over the 2016-2018 period
Source: Oxford Economics, national sources and UNWTO

SECTOR CHARACTERISTICS (2019)



¹All values are in constant 2019 prices & exchange rates
As reported in March 2020