

### GLOBAL DATA 2019



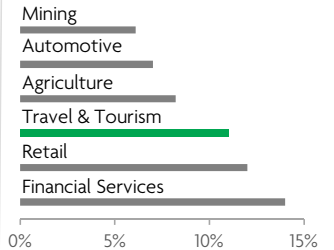
While the global economy grew by 2.5%, **Travel & Tourism grew significantly more at 3.5%**



**1 in 4 net new jobs** were created by Travel & Tourism over the last five years



**Global GDP impact by sector (2018 data).** Share of total economy GDP



### JORDAN 2019 KEY DATA



CONTRIBUTION OF TRAVEL & TOURISM TO GDP

**15.8% OF TOTAL ECONOMY**

Total T&T GDP = JOD5,134.4MN (USD7,231.6MN)

**+2.2%**

2019 Travel & Tourism GDP growth vs **+2.3%** real economy GDP growth



CONTRIBUTION OF TRAVEL & TOURISM TO EMPLOYMENT

**254.7** JOBS (000's)  
(17.7% of total employment)

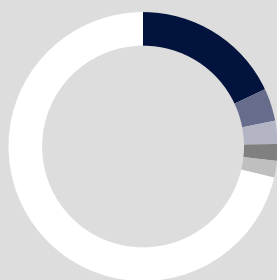


INTERNATIONAL VISITOR IMPACT

**JOD4,574.6<sub>MN</sub>**

in visitor spend (**40.2%** of total exports)  
(USD6,443.1MN)

### INBOUND ARRIVALS



- 1. SAUDI ARABIA **18%**
- 2. IRAQ **4%**
- 3. UNITED STATES **3%**
- 4. ISRAEL **2%**
- 5. KUWAIT **2%**
- **REST OF WORLD 71%**


### OUTBOUND DEPARTURES



- 1. SAUDI ARABIA **33%**
- 2. UNITED ARAB EMIRATES **13%**
- 3. TURKEY **13%**
- 4. EGYPT **9%**
- 5. SYRIA **7%**
- **REST OF WORLD 25%**

Note: Data are average shares over the 2016-2018 period  
Source: Oxford Economics, national sources and UNWTO

### SECTOR CHARACTERISTICS (2019)



<sup>1</sup>All values are in constant 2019 prices & exchange rates  
As reported in March 2020