

### GLOBAL DATA 2019



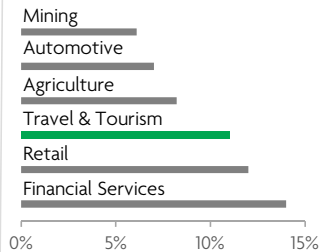
While the global economy grew by 2.5%,  
**Travel & Tourism grew significantly more at 3.5%**



**1 in 4 net new jobs** were created by Travel & Tourism over the last five years



**Global GDP impact by sector (2018 data).** Share of total economy GDP



### JAMAICA 2019 KEY DATA



CONTRIBUTION OF TRAVEL & TOURISM TO GDP

**31.1% OF TOTAL ECONOMY**

Total T&T GDP = JMD667.2BN  
(USD5,025.4MN)

**+7.1%**

2019 Travel & Tourism GDP growth vs **+1.6%** real economy GDP growth



CONTRIBUTION OF TRAVEL & TOURISM TO EMPLOYMENT

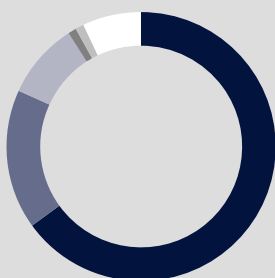
**406.1 JOBS (000's)**  
(32.8% of total employment)



INTERNATIONAL VISITOR IMPACT

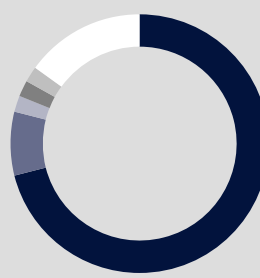
**JMD466.7<sub>BN</sub>**  
in visitor spend (**56.7%** of total exports)  
(USD3,515.3MN)

### INBOUND ARRIVALS



- 1. UNITED STATES **65%**
- 2. CANADA **17%**
- 3. UNITED KINGDOM **9%**
- 4. GERMANY **1%**
- 5. CAYMAN ISLANDS **1%**
- REST OF WORLD **7%**


### OUTBOUND DEPARTURES



- 1. UNITED STATES **71%**
- 2. CANADA **8%**
- 3. BARBADOS **2%**
- 4. CAYMAN ISLANDS **2%**
- 5. CHINA **2%**
- REST OF WORLD **15%**

Note: Data are average shares over the 2016-2018 period  
Source: Oxford Economics, national sources and UNWTO

### SECTOR CHARACTERISTICS (2019)



<sup>1</sup>All values are in constant 2019 prices & exchange rates  
As reported in March 2020