

GLOBAL DATA 2019



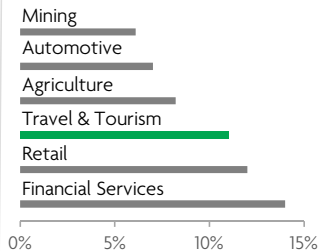
While the global economy grew by 2.5%,
Travel & Tourism grew significantly more at 3.5%



1 in 4 net new jobs were created by Travel & Tourism over the last five years



Global GDP impact by sector (2018 data). Share of total economy GDP



ITALY 2019 KEY DATA



CONTRIBUTION OF TRAVEL & TOURISM TO GDP

13.0% OF TOTAL ECONOMY

Total T&T GDP = EUR232.9BN
(USD259.7BN)

+2.2%

2019 Travel & Tourism GDP growth vs **+0.1%** real economy GDP growth



CONTRIBUTION OF TRAVEL & TOURISM TO EMPLOYMENT

3,475.9 JOBS (000's)
(14.9% of total employment)

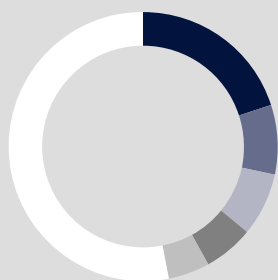


INTERNATIONAL VISITOR IMPACT

EUR44.9_{BN}

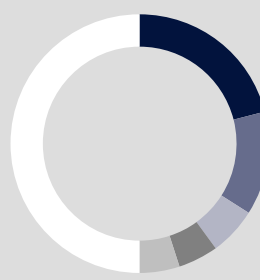
in visitor spend (**7.9%** of total exports)
(USD50.1BN)

INBOUND ARRIVALS



- 1. GERMANY 20%
- 2. UNITED STATES 8%
- 3. FRANCE 8%
- 4. UNITED KINGDOM 6%
- 5. CHINA 5%
- REST OF WORLD 53%


OUTBOUND DEPARTURES



- 1. FRANCE 21%
- 2. SPAIN 13%
- 3. UNITED KINGDOM 6%
- 4. GERMANY 5%
- 5. GREECE 5%
- REST OF WORLD 50%

Note: Data are average shares over the 2016-2018 period
Source: Oxford Economics, national sources and UNWTO

SECTOR CHARACTERISTICS (2019)



¹All values are in constant 2019 prices & exchange rates
As reported in March 2020