

### GLOBAL DATA 2019



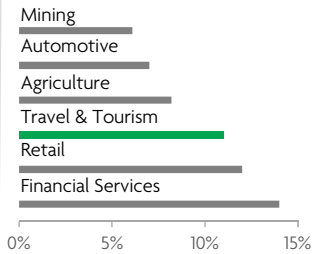
While the global economy grew by 2.5%,  
**Travel & Tourism grew significantly more at 3.5%**



**1 in 4 net new jobs** were created by Travel & Tourism over the last five years



**Global GDP impact by sector (2018 data).** Share of total economy GDP



### ISRAEL 2019 KEY DATA



CONTRIBUTION OF TRAVEL & TOURISM TO GDP

**5.6% OF TOTAL ECONOMY**

Total T&T GDP = ILS78.8BN (USD22.0BN)

**+2.0%**

2019 Travel & Tourism GDP growth vs **+3.1%** real economy GDP growth



CONTRIBUTION OF TRAVEL & TOURISM TO EMPLOYMENT

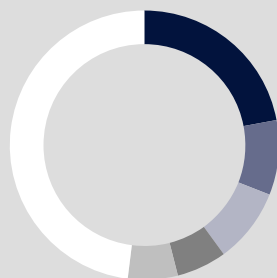
**227.2** JOBS (000's)  
(5.7% of total employment)



INTERNATIONAL VISITOR IMPACT

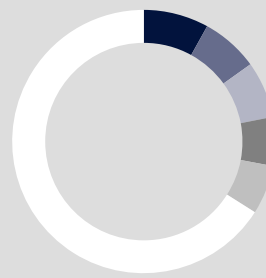
**ILS30.0<sub>BN</sub>**  
in visitor spend (**7.3%** of total exports)  
(USD8.4BN)

### INBOUND ARRIVALS



- 1. UNITED STATES **22%**
- 2. FRANCE **9%**
- 3. RUSSIAN FEDERATION **9%**
- 4. GERMANY **6%**
- 5. UNITED KINGDOM **6%**
- **REST OF WORLD 48%**

### OUTBOUND DEPARTURES



- 1. POLAND **8%**
- 2. FRANCE **7%**
- 3. ITALY **7%**
- 4. ROMANIA **6%**
- 5. UNITED STATES **6%**
- **REST OF WORLD 66%**

Note: Data are average shares over the 2016-2018 period  
Source: Oxford Economics, national sources and UNWTO

### SECTOR CHARACTERISTICS (2019)



<sup>1</sup>All values are in constant 2019 prices & exchange rates  
As reported in March 2020